

SMART JUNIORS 1

Choosing Your Ride: Private vs. Public Transport

Lesson 31 Topic Vocabulary



TOPIC DISCUSSION



air

land

sea

- **What types of transportation are there?**
- **What modes of transport are available in your city/town?**
- **Which mode of transportation do you prefer to use? Why?**



VOCABULARY LEARNING

Modes of Transportation

Sort the following modes of transportation according to type.

by air

by land

by sea



helicopter



ship



glider



train



car



bus



blimp



bike



boat



airplane

VOCABULARY LEARNING

People in Transportation

Guess the person being described in each statement.

passenger

pilot

flight attendant

captain

driver



I am the person who commands a ship or boat.

I operate a vehicle, such as a car or bus, to transport people or goods.



I assist passengers on board an aircraft.

I am the person in charge of operating and navigating an aircraft.



I'm not driving or controlling the automobile; I'm just riding in it.

VOCABULARY LEARNING

The Flight Process

Match the words and the pictures.
Then, arrange the order of actions in the flight procedure.

check-in

depart

fasten

arrive

board



- Cross the word that doesn't belong to the group.

1

- airplane
- helicopter
- ship
- glider
- blimp

2

- boat
- car
- bus
- train
- bike

3

- ship
- boat
- submarine
- yacht
- glider

4

- pilot
- depart
- captain
- driver
- passenger

5

- check-in
- board
- depart
- captain
- arrive

Suffixes to Make Nouns

- Use the correct suffix to make noun forms.

1. wait _____
2. navigate _____
3. research _____
4. operate _____
5. therapy _____
6. direct _____
7. transport _____
8. aviate _____
9. motor _____
10. repair _____

Suffixes to Make Nouns

verb + -er (indicates a person or thing performing the action of the verb)

drive – driver

dispatch – dispatcher

verb + -or (indicates a person or thing performing an activity or having a particular function)

sail – sailor

conduct – conductor

verb + -ist (denotes a person who practices or has expertise in a particular field)

cycle – cyclist

pharmacy – pharmacist



Go vs Drive vs Ride vs Take

■ Choose the correct word.

1. She likes to (go / take) shopping at the mall.
2. He doesn't (drive / go) a car to school.
3. The children (ride / drive) a bicycle in the park.
4. Let's (drive / take) a train to visit nearby cities.
5. They like to (ride / drive) a horse on the farm.
6. He wants to (drive / ride) a helicopter and experience flying.

Go vs Drive vs Ride vs Take

Go (used when we don't say the specific mode of transportation)

I want to **go** to the mall.

Drive (used to specifically refer to operating a vehicle, usually a car, as the driver)

I **drive** to work every day.

Ride (used when someone travels as a passenger, or for 2-wheel vehicles or on an animal)

They **ride** the bus to school.

Take (used when someone uses or chooses a specific mode of transportation)

I **take** the train to get to the city.



PRACTICE TIME

- Fill in the blank with **go**, **drive**, **ride**, or **take** and write the noun form of the underlined word inside the box.

1. Janelle _____ swimming at the gym's pool. She is a fast .

2. Amy and July _____ a skateboard at the skate park. They are .

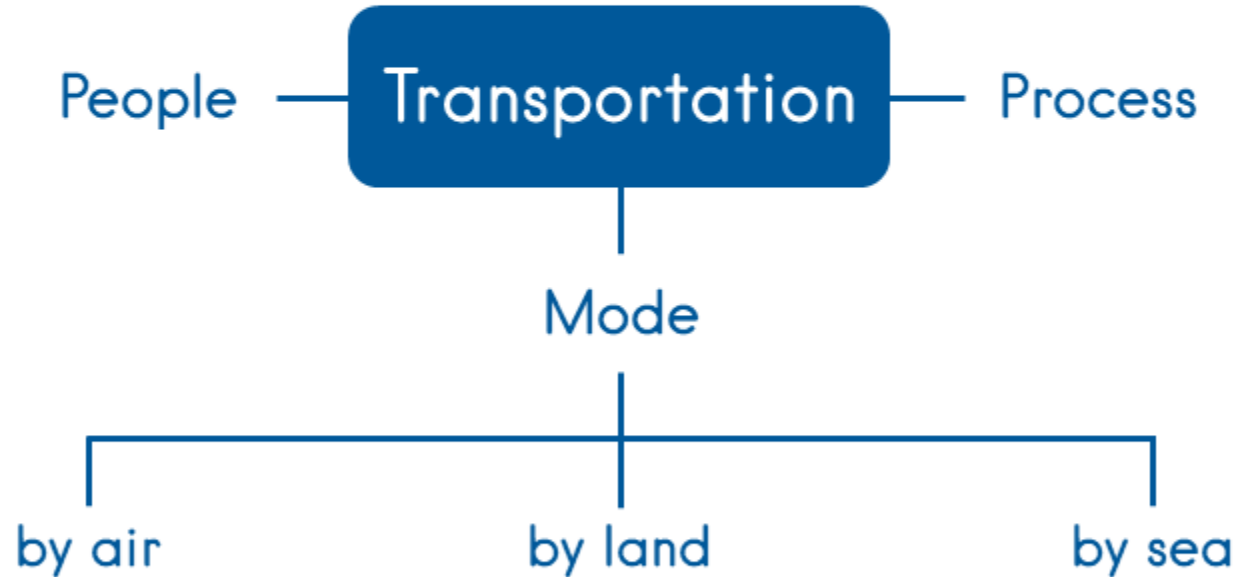
3. Keanu _____ a ferry to commute to Roody Island. He is a .

4. Rey will _____ a new race car in the competition. He is a great .

VOCABULARY SUMMARY

STEP 1

Put the topic “Transportation” in the center, and then write down “Mode”, “People” and “Process” as branches. After that, add mode subcategories.



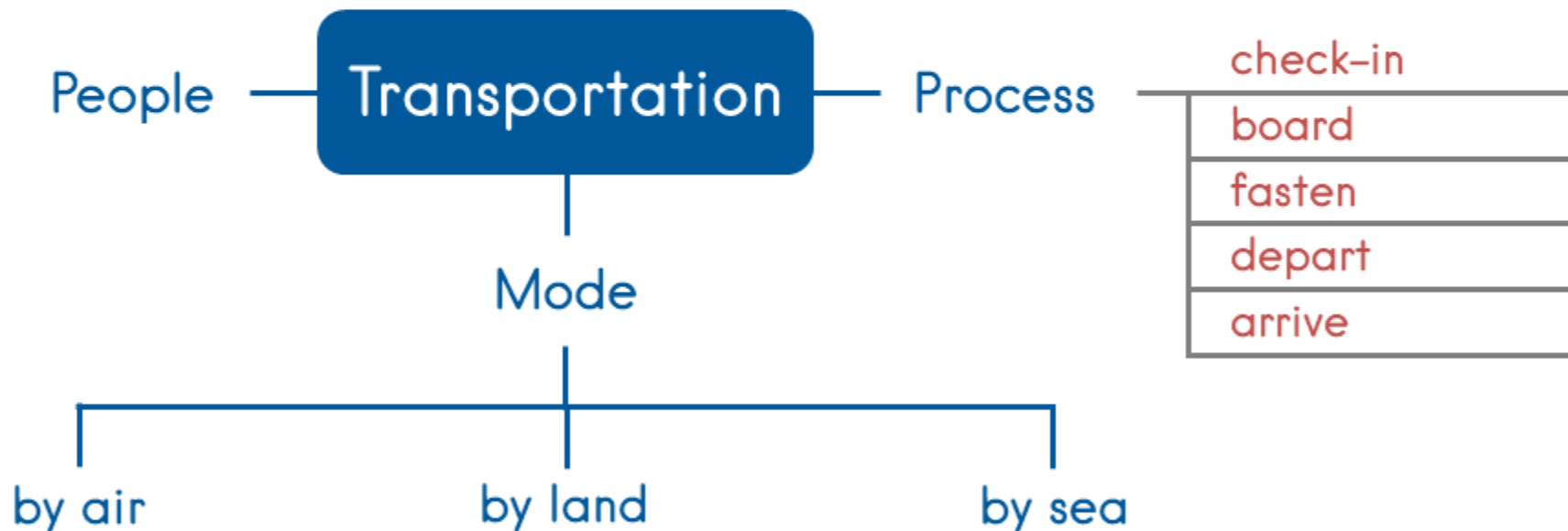
“A mind map can help us organize all the topic vocabulary together!”



VOCABULARY SUMMARY

STEP 2

Put the topic “Transportation” in the center, and then write down “Mode”, “People” and “Process” as branches. After that, add mode subcategories.



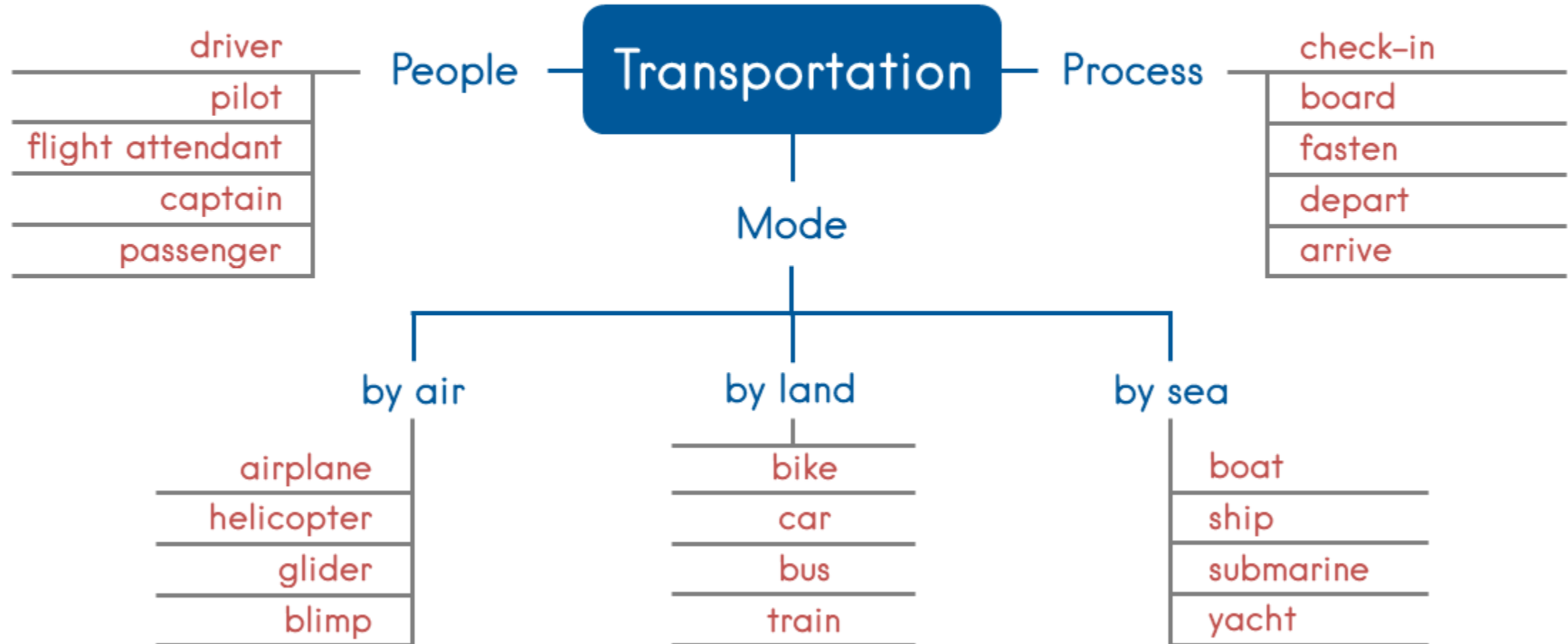
“A mind map can help us organize all the topic vocabulary together!”



VOCABULARY SUMMARY

STEP 3

In this way, you can create more branches for subcategories.





- **Create a vocabulary mind map about your last travel experience.**

Option 1

You can draw your own mind map.

Option 2

Find the mind map in your student book and finish it.





WHAT'S NEXT...

In the next lesson, we're going to read an interview about private versus public transportation.

See you next time!