

Producer: Flavion

Proofreader: Anape, Corden, Garcia, Kanda, Keanu, Rapnel

ENGLISH PHONETICS

2



Lesson 17

/ʌ/ & /ʊ/

Listen to the words.

luck

look

Review the sounds.



/w/

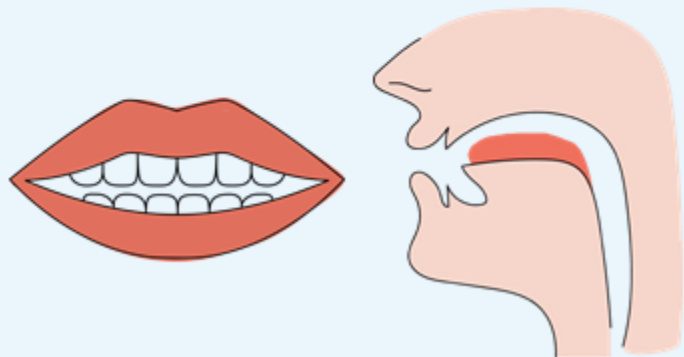
/u/

/Δ/

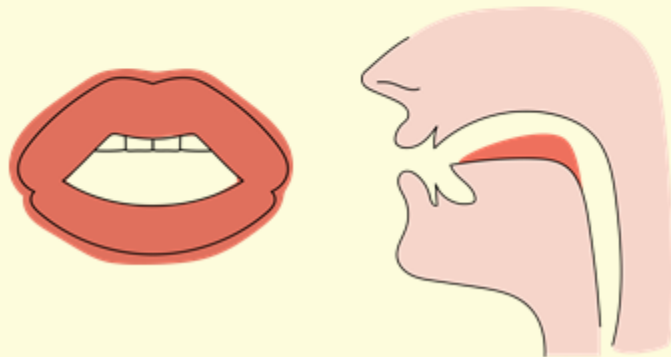
Differentiate the sounds.

/ʊ/

lips are relaxed
the tongue is also relaxed



lips are rounded slightly
back of the tongue is raised



/ʌ/

Listen, repeat, and then read.

cud
tuck
buck
stud
shuck

/ʊ/

could
took
book
stood
shook

Listen, repeat, and then read.

too much sugar

such a good luck

some hats and hoods

the company's full support



Listen, repeat, and then read.

This **book** costs ten **bucks**.

It **took** some time to **tuck** my shirt.

The cow **could** chew the **cud** quickly.

I **shook** the oyster to remove its **shucks**.



Listen then tick the word you hear.

1 tuck took

4 look luck

2 cud could

5 shuck shook

3 some sun

6 buck book

Listen, repeat, and tick the correct sound.

/Δ/

/ʊ/

1



2



3



4



5



Count the words having the /ʌ/ and /ʊ/ sounds in each sentence.


- 1 That wolf looks young.
- 2 Push the door when you go out.
- 3 Another woman took the book.
- 4 Don't put much sugar in my son's lunch.

Listen and do the pronunciation tip.

Bring them Closer!

First, make the /ʌ/ sound by slightly opening your mouth. Your lips should be apart. Now, slowly bring your lips closer and round them slightly. Say the /ʊ/ sound. Try it!





TONGUE TWISTER!

Up the bumpy hill,
the curious puppy looked
and took a sudden jump.

WELL DONE!

Sounds:

/ʌ/ & /ʊ/