

Producer: Rapnel

Proofreaders: Anape, Corden, Flavion, Garcia, Kanda, Keanu

# ENGLISH PHONETICS

3



Lesson 02  
/t/ & /d/

Listen to the words.

time

dime

Review the sounds.



/t/

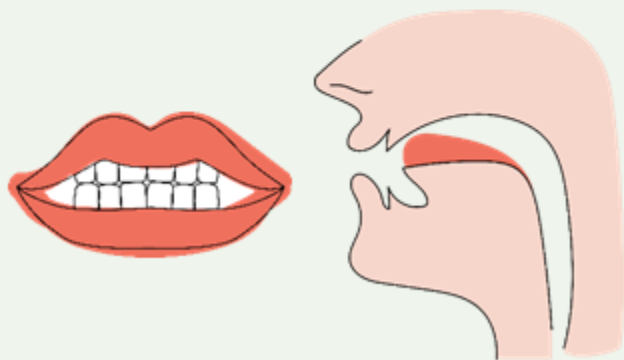
/d/

**/t/**

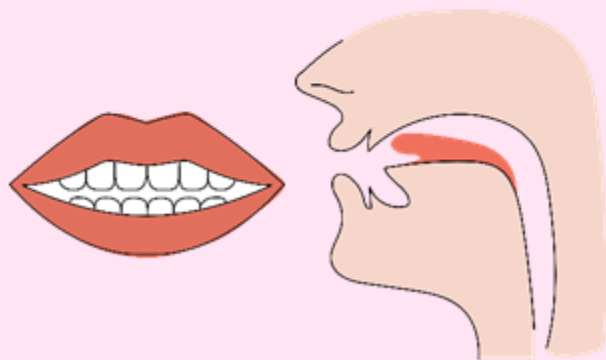
**Differentiate the sounds.**

**/d/**

no vibration on the throat  
less air released



vibration on the throat  
more air released



**/t/**

**Listen, repeat, and then read.**

tie  
tile  
write  
neat  
coat

**/d/**

dye  
dial  
ride  
need  
code

Listen, repeat, and then read.



write it down

darn the old hat

dinner at the table

went to the dentist

Listen, repeat, and then read.



I need a neat desk.

He dialed the tile store.

My coat has a Morse code.

I want to buy a tie-dye shirt.

# Words Ending with 'ed'

**-ed as /t/**

words ending in  
voiceless sounds

Examples:

look**ed**

help**ed**

**-ed as /d/**

words ending in  
voiced sounds

Examples:

love**d**

call**ed**

**-ed as /id/**

words ending  
in /d/ or /t/

Examples:

want**ed**

need**ed**



**Listen and write the words in the correct column.**

called

mopped

played

watched

kissed

lived

faxed

studied

**/t/**

**/d/**

<b>/t/</b>	<b>/d/</b>

Listen and tick (✓) the word you hear.

1

hard     heart

3

and     ant


2

send     sent

4

add     at

# Name the things in the picture.



1

2

3

4

5

6

Listen and do the pronunciation tip.



## Breath Force!

Unvoiced sounds like /t/ need a stronger breath force. On the other hand, **voiced sounds** like /d/ need less breath force. Try it!



# TONGUE TWISTER!

Tommy the tiger tried to tie  
ten tiny turtles together, but  
they darted and dodged,  
making it quite tough!

**WELL DONE!**

**Sounds:**

**/t/ & /d/**