

VOCABULARY

Listen and repeat the words and sentences.

Page 1

Please refer to the definition file.



Repetition Drill

Listen to the teacher and repeat the sentences.

Page 3

1. He transforms the sentence using the word “what”.
2. What is this?
3. What is that?
4. When do you study?
5. When do you exercise?
6. Where is the pen?
7. Who is he?
8. Where is she?

Repetition Drill

Listen to the teacher and repeat the sentences.

Page 4

9. What are these?
10. What are those?
11. Who are they?
12. Where are they?
13. Who has a book?
14. Who has two books?
15. What does she have?

Basic Single-slot Substitution Drill

Listen to the teacher and repeat the sentences.

Page 5

1. Who is he?
2. Who is she?
3. Who are they?
4. Where are they?

Basic Single-slot Substitution Drill

Listen to the teacher and repeat the sentences.

Page 6

1. What is this?
2. What is that?
3. What are these?
4. What are those?
5. Where are those?

Basic Sentence Expansion Drill

Listen to the teacher and repeat the sentences.

Page 7

1. What is this?
2. What is this on the table?
3. What is this on the red table?

Basic Sentence Expansion Drill

Listen to the teacher and repeat the sentences.

Page 8

1. Where is the pen?
2. Where is the blue pen?
3. Where are the blue and green pens?

Basic Sentence Expansion Drill

Listen to the teacher and repeat the sentences.

Page 9

1. Who is she?
2. Who is she in the room?
3. Who is she in the big room?

Transformation Drill

Listen to the teacher and follow the instructions.

Page 10

1. She walks every morning. Repeat.
2. She walks every morning. Transform: when.
3. She walks every morning. Transform: who.
4. She walks every morning. Transform: not.

Transformation Drill

Listen to the teacher and follow the instructions.

Page 11

1. She has two pens. Repeat.
2. She has two pens. Transform: what.
3. She has two pens. Transform: who.
4. She has two pens. Transform: not.

Transformation Drill

Listen to the teacher and follow the instructions.

Page 12

1. The pen is in the bag. Repeat.
2. The pen is in the bag. Transform: what.
3. The pen is in the bag. Transform: where.
4. The pen is in the bag. Transform: not.

Repetition Drill

Listen to the teacher and repeat the sentences.

Page 13

1. They transform the sentence using the word “where”.
2. Where is the book?
3. Where is the bus?
4. What is his name?
5. What is in the room?
6. What do they have?
7. What does he have?
8. When does she play?
9. When do you play?
10. Who reads books?
11. Who wears a uniform?
12. Who has a pen?

Basic Sentence Expansion Drill

Listen to the teacher and repeat the sentences.

Page 14

1. When do you write?
2. When do you write on paper?
3. When do you write on a sheet of paper?

Transformation Drill

Listen to the teacher and follow the instructions.

Page 15

1. She has a pen. Repeat.
2. She has a pen. Transform: who.
3. She has a pen. Transform: what.
4. She has a pen. Transform: not.

Transformation Drill

Listen to the teacher and follow the instructions.

Page 16

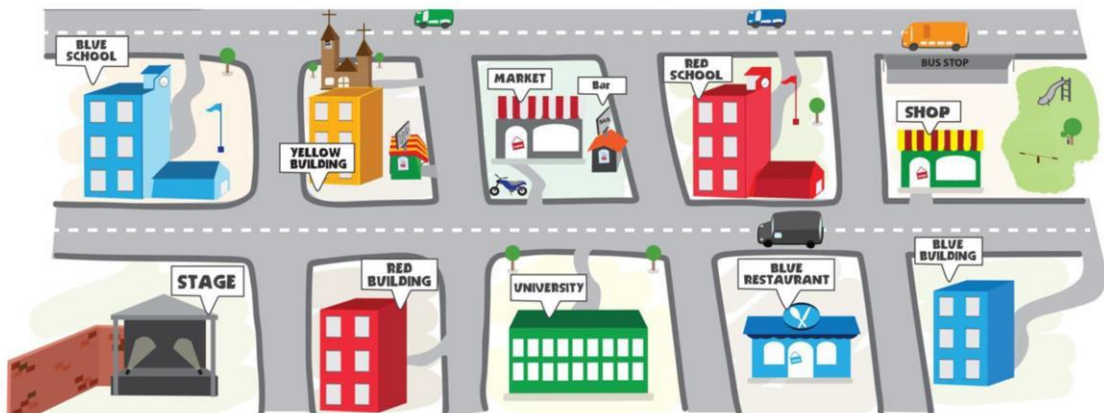
1. The book is on the table. Repeat.
2. The book is on the table. Transform: what.
3. The book is on the table. Transform: where.
4. The book is on the table. Transform: not.

VOCABULARY

Listen and repeat the words and sentences.

Page 17

Please refer to the definition file.





Describing Where Things Are -
PREPOSITIONS OF LOCATION

Page 20

In English, we use prepositions to describe the location of objects.

These are some of the most common prepositions used for describing locations:

on, in, between, in front of, next to, under, across from



/s/

Page 21

1. The tongue gently touches the “bump” behind the upper teeth.
2. Air passes through a tiny gap between the tongue and teeth.
3. /s/ is unvoiced.

Repetition Drill

Listen to the teacher and repeat the sentences.

Page 22

1. The yellow building is between the blue school and the market.
2. The hospital is in front of the blue school.
3. The blue school is in front of the hospital.
4. The market is next to the yellow building.
5. The chair is in the room.
6. The stage is next to the wall.

Repetition Drill

Listen to the teacher and repeat the sentences.

Page 23

7. The table is on the floor.
8. The picture is on the wall.
9. The window is next to the door.
10. The room is next to the door.
11. The house is in front of the market.
12. The chairs are under the table.
13. The shop is across from the blue building.

Pronunciation Repetition Drill

Listen to the teacher and repeat the words.

Page 24

1. stage
2. school
3. study
4. stand
5. swim

Basic Single-slot Substitution Drill

Listen to the teacher and repeat the sentences.

Page 25

1. The chair is in the room.
2. The table is in the room.
3. The table is in front of the room.
4. The door is in front of the room.
5. The door is behind the room.
6. The wall is behind the room.
7. The wall is behind the chair.
8. The table is behind the chair.

Basic Sentence Expansion Drill

Listen to the teacher and repeat the sentences.

Page 26

1. The picture is on the wall.
2. The cute picture is on the wall.
3. The cute picture is on the white wall.
4. The cute family picture is on the white wall.

Basic Sentence Expansion Drill

Listen to the teacher and repeat the sentences.

Page 27

1. The school is next to the building.
2. The blue school is next to the building.
3. The blue school is next to the yellow building.

Basic Sentence Expansion Drill

Listen to the teacher and repeat the sentences.

Page 28

1. The school is behind the hospital.
2. The old school is behind the hospital.
3. The old school is behind the big hospital.
4. The old school is behind the big and new hospital.

Transformation Drill

Listen to the teacher and follow the instructions.

Page 29

1. The small chair is in the room. Repeat.
2. The small chair is in the room. Transform: what.
3. The small chair is in the room. Transform: where.
4. The small chair is in the room. Transform: not.

Transformation Drill

Listen to the teacher and follow the instructions.

Page 30

1. The table is on the floor. Repeat.
2. The table is on the floor. Transform: what.
3. The table is on the floor. Transform: where.
4. The table is on the floor. Transform: not.

Repetition Drill

Listen to the teacher and repeat the sentences.

Page 31

1. The chair is under the table.
2. The table is next to the window.
3. The yellow building is next to the blue school.
4. The market is in front of the house.
5. The house is next to the hospital.
6. The chair is on the floor.
7. The wall is next to the window.
8. The door is next to the room.

Intermediate Single-slot Substitution Drill

Listen to the teacher and follow the instructions.

Page 32

1. The school is behind the hospital. Repeat.
2. The school is behind the hospital. Change: next to.
3. The school is next to the hospital. Change: in front of.
4. The school is in front of the hospital. Change: behind.

Question and Answer Drill

Listen and answer the questions in complete sentences.

Page 33

1. Is the chair in the room?
2. Is the table next to the window?
3. Is the market in front of the school?
4. Is the house next to the hospital?
5. Is the door behind the window?


VOCABULARY

Listen and repeat the words and sentences.

Page 34

Please refer to the definition file.









/s/

Page 38

1. The tongue gently touches just behind the “bump” behind the upper teeth.
2. Air passes through a tiny gap between the tongue and teeth.
3. *s* is unvoiced.

Repetition Drill

Listen to the teacher and repeat the sentences.

Page 39

1. The telephone is on the table.
2. The television is in front of the chairs.
3. The university is next to the blue restaurant.
4. The blue restaurant is next to the university.
5. The spoon is on the table.
6. The refrigerator is in the kitchen.
7. The wood is next to the refrigerator.
8. The glass is on the table.
9. The telephone is next to the TV.
10. The TV is next to the telephone.
11. The roof of the house is red.

Pronunciation Repetition Drill

Listen to the teacher and repeat the words.

Page 40

1. shop
2. shopping
3. shirt
4. ship
5. shoe

Basic Single-slot Substitution Drill

Listen to the teacher and repeat the sentences.

Page 41

1. The spoon is on the table.
2. The telephone is on the table.
3. The television is on the table.
4. The TV is on the table.
5. The glass is on the table.
6. The glass is on the chair.
7. The spoon is on the chair.
8. The spoon is under the chair.

Basic Sentence Expansion Drill

Listen to the teacher and repeat the sentences.

Page 42

1. The TV is on the table.
2. The TV is on the white table.
3. The TV is on the white table in the room.
4. The new TV is on the white table in the room.

Basic Sentence Expansion Drill

Listen to the teacher and repeat the sentences.

Page 43

1. The glass is on the chair.
2. The glass is on the blue chair.
3. The glass is on the blue chair in the kitchen.
4. The glasses are on the blue chair in the kitchen.

Transformation Drill

Listen to the teacher and follow the instructions.

Page 44

1. The refrigerator is in the kitchen. Repeat.
2. The refrigerator is in the kitchen. Transform: what.
3. The refrigerator is in the kitchen. Transform: where.
4. The refrigerator is in the kitchen. Transform: not.

Transformation Drill

Listen to the teacher and follow the instructions.

Page 45

1. The telephone is on the table. Repeat.
2. The telephone is on the table. Transform: what.
3. The telephone is on the table. Transform: where.
4. The telephone is on the table. Transform: not.

Repetition Drill

Listen to the teacher and repeat the sentences.

Page 46

1. The spoon is in front of the chair.
2. The refrigerator is in the house.
3. The telephone is on the table.
4. The TV is next to the telephone.
5. The glass is next to the spoon.
6. The blue restaurant is next to the blue building.
7. The wood is in the house.
8. The wood is on the floor.

Vowel Pronunciation Drill

Listen to the teacher and repeat the words.

Page 47

1. telephone
2. television
3. kitchen
4. table
5. glass

Basic Single-slot Substitution Drill

Listen to the teacher and repeat the sentences.

Page 48

1. The wood is behind the door.
2. The wood is next to the door.
3. The wood is in front of the door.
4. The chair is in front of the door.
5. The chair is in front of the table.
6. The chair is next to the table.
7. The refrigerator is next to the table.
8. The refrigerator is behind the table.

Intermediate Single-slot Substitution Drill

Listen to the teacher and follow the instructions.

Page 49

1. The glass is on the table. Repeat.
2. The glass is on the table. Change: under.
3. The glass is under the table. Change: chair.
4. The chair is under the table. Change: in front of.

Question and Answer Drill

Listen and answer the questions in complete sentences.

Page 50

1. Is the telephone on the table?
2. Is the television in front of the chairs?
3. Is the university next to the blue restaurant?
4. Is the spoon under the table?
5. Is the refrigerator in the kitchen?

Basic Single-slot Substitution Drill

Listen to the teacher and repeat the sentences.

Page 51

1. The roof of the house is red.
2. The roof of the building is red.
3. The roof of the building is blue.
4. The roof of the school is blue.
5. The door of the school is blue.
6. The door of the school is yellow.

Sound (Phoneme) Identification Drill

Listen to the teacher, repeat, and tick the correct sound.

	/s/	/ʃ/
1. <u>s</u> hop		
2. <u>s</u> tage		
3. <u>s</u> chool		
4. <u>s</u> tand		
5. <u>s</u> wim		
6. <u>s</u> hip		
7. <u>s</u> hoe		

Page 52

1. shop
2. stage
3. school
4. stand
5. swim
6. ship
7. shoe

- 1. He transforms the sentence using the word “what”.**
- 2. What is this?**
- 3. What is that?**
- 4. When do you study?**
- 5. When do you exercise?**
- 6. Where is the pen?**
- 7. Who is he?**
- 8. The yellow building is between the blue school and the market.**

9. The hospital is in front of the blue school.
10. The market is next to the yellow building.
11. The chair is in the room.
12. The picture is on the wall.
13. The spoon is on the table.
14. The telephone is on the table.
15. The television is in front of the chairs.

- 1. The yellow building is between the blue school and the market.**
- 2. The hospital is in front of the blue school.**
- 3. The blue school is in front of the hospital.**
- 4. The market is next to the yellow building.**
- 5. The chair is in the room.**
- 6. The stage is next to the wall.**
- 7. The table is on the floor.**

- 8. The picture is on the wall.**
- 9. The window is next to the door.**
- 10. The room is next to the door.**
- 11. The house is in front of the market.**
- 12. The chairs are under the table.**
- 13. The shop is across from the blue building.**

1. The spoon is on the table.
2. The telephone is on the table
3. The television is on the table.
4. The TV is on the table.
5. The glass is on the table.
6. The glass is on the chair.
7. The spoon is on the chair.
8. The spoon is under the chair.

Basic Single-slot Substitution Drill

Listen to the teacher and repeat the sentences.

Page 58

1. The chair is in the room.
2. The table is in the room.
3. The table is in front of the room.
4. The door is in front of the room.
5. The door is behind the room.
6. The wall is behind the room.
7. The wall is behind the chair.
8. The table is behind the chair.

Basic Sentence Expansion Drill

Listen to the teacher and repeat the sentences.

Page 59

1. Where is the pen?
2. Where is the blue pen?
3. Where are the blue and green pens?

Pronunciation Repetition Drill

Listen to the teacher and repeat the words.

Page 60

1. stage
2. school
3. study
4. stand
5. swim

Basic Sentence Expansion Drill

Listen to the teacher and repeat the sentences.

Page 61

1. The TV is on the table.
2. The TV is on the white table.
3. The TV is on the white table in the room.
4. The new TV is on the white table in the room.

Vowel Pronunciation Drill

Listen to the teacher and repeat the words.

Page 62

1. telephone
2. television
3. kitchen
4. table
5. glass

Transformation Drill

Listen to the teacher and follow the instructions.

Page 63

1. The table is on the floor. Repeat.
2. The table is on the floor. Transform: what.
3. The table is on the floor. Transform: where.
4. The table is on the floor. Transform: not.

Transformation Drill

Listen to the teacher and follow the instructions.

Page 64

1. The small chair is in the room. Repeat.
2. The small chair is in the room. Transform: what.
3. The small chair is in the room. Transform: where.
4. The small chair is in the room. Transform: not.

Pronunciation Repetition Drill

Listen to the teacher and repeat the words.

Page 65

1. shop
2. shopping
3. shirt
4. ship
5. shoe

Transformation Drill

Listen to the teacher and follow the instructions.

Page 66

1. The refrigerator is in the kitchen. Repeat.
2. The refrigerator is in the kitchen. Transform: what.
3. The refrigerator is in the kitchen. Transform: where.
4. The refrigerator is in the kitchen. Transform: not.

Transformation Drill

Listen to the teacher and follow the instructions.

Page 67

1. The telephone is on the table. Repeat.
2. The telephone is on the table. Transform: what.
3. The telephone is on the table. Transform: where.
4. The telephone is on the table. Transform: not.

Sound (Phoneme) Identification Drill

Listen to the teacher, repeat, and tick the correct sound.

	/s/	/ʃ/
1. <u>s</u> hop		
2. <u>s</u> tage		
3. <u>s</u> chool		
4. <u>s</u> tand		
5. <u>s</u> wim		
6. <u>sh</u> ip		
7. <u>sh</u> oe		

Page 68

1. shop
2. stage
3. school
4. stand
5. swim
6. ship
7. shoe

Writing Exercise

Listen and type the sentences in the chat box.

Page 69


1. The yellow building is between the blue school and the market.
2. Who wears a uniform?
3. The refrigerator is behind the table.
4. Is the house next to the hospital?
5. Is the university next to the blue restaurant?

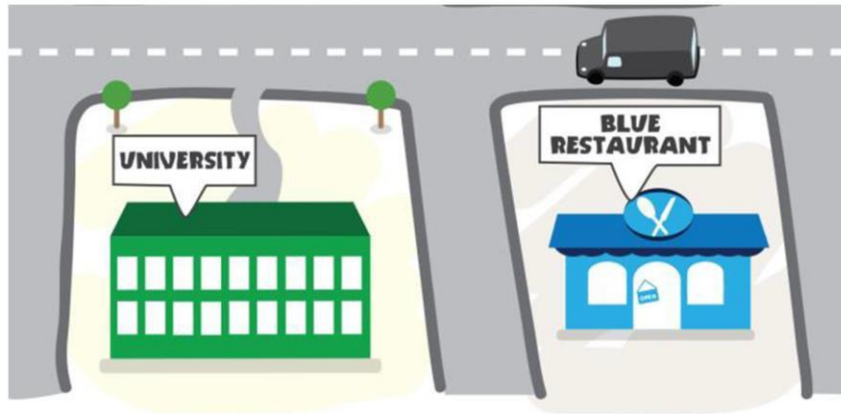
VOCABULARY

Listen and repeat the words and sentences.

Page 70

Please refer to the definition file.







/ə/

Page 73

1. The tongue is in the center of the mouth in a neutral position.
2. The lips are unrounded, relaxed, and do not move.
3. The mouth, tongue, and cheeks are relaxed.
4. This vowel is short.

Repetition Drill

Listen to the teacher and repeat the sentences.

Page 74

1. The stage is across from the blue school.
2. The chair is against the wall.
3. They walk along the street.
4. She eats eggs after the English class.
5. This is a big area.
6. The big picture is above the small picture.
7. They walk about the university.
8. The picture is by the window.
9. She sits right here.
10. He goes out of the house.
11. The glass is over the table.
12. The spoon is over the table.

Basic Single-slot Substitution Drill

Listen to the teacher and repeat the sentences.

Page 75

1. The book is above the table.
2. The book is next to the table.
3. The chair is next to the table.
4. The chair is across from the table.
5. The chair is across from the door.
6. The window is across from the door.
7. The window is behind the door.
8. The window is after the door.

Pronunciation Repetition Drill

Listen to the teacher and repeat the words.

Page 76

1. about
2. across
3. against
4. along
5. above

Basic Sentence Expansion Drill

Listen to the teacher and repeat the sentences.

Page 77

1. He walks across the building.
2. He walks across the old building.
3. He walks across the old building next to the market.

Basic Sentence Expansion Drill

Listen to the teacher and repeat the sentences.

Page 78

1. She goes home.
2. She goes home by bus.
3. She goes home by bus after school.

Transformation Drill

Listen to the teacher and follow the instructions.

Page 79

1. The window is across from the door. Repeat.
2. The window is across from the door. Transform: what.
3. The window is across from the door. Transform: where.
4. The window is across from the door. Transform: not.

Vowel Pronunciation Drill

Listen to the teacher and repeat the words.

Page 80

1. after /æ/
2. area /ɛ/
3. street /i/
4. next /ɛ/
5. spoon /u:/

Transformation Drill

Listen to the teacher and follow the instructions.

Page 81

1. The picture is above the door. Repeat.
2. The picture is above the door. Transform: where.
3. The picture is above the door. Transform: what.
4. The picture is above the door. Transform: not.

Transformation Drill

Listen to the teacher and follow the instructions.

Page 82

1. She is next to the window. Repeat.
2. She is next to the window. Transform: who.
3. She is next to the window. Transform: where.
4. She is next to the window. Transform: not.

Repetition Drill

Listen to the teacher and repeat the sentences.

Page 83

1. The hospital is across from the blue school.
2. The red school is next to the market.
3. The market is across from the house.
4. The university is next to the red building.
5. The building is along the street.
6. She goes home after work.
7. The glass is above the table.
8. The table is in the house.
9. They eat after swimming.
10. The spoon is above the table.

Basic Sentence Expansion Drill

Listen to the teacher and repeat the sentences.

Page 84

1. The TV is in the house.
2. The TV is in the big house.
3. The new TV is in the big house.
4. The new TV is in the big white house.

Question and Answer Drill

Listen and answer the questions in complete sentences.

Page 85

1. Is the chair against the wall?
2. Do they walk along the street?
3. Is this a big area?
4. Is the picture above the wall?
5. Does she sit right here?

Sound (Phoneme) Identification Drill

Listen to the teacher, repeat, and tick the correct sound.

	/æ/	/ə/		/æ/	/ə/
1. <u>a</u> fter			5. stand		
2. gla <u>s</u> s			6. <u>a</u> gainst		
3. <u>a</u> bout			7. <u>a</u> long		
4. <u>a</u> bove			8. bla <u>k</u>		

Page 86

1. after
2. glass
3. about
4. above
5. stand
6. against
7. along
8. black

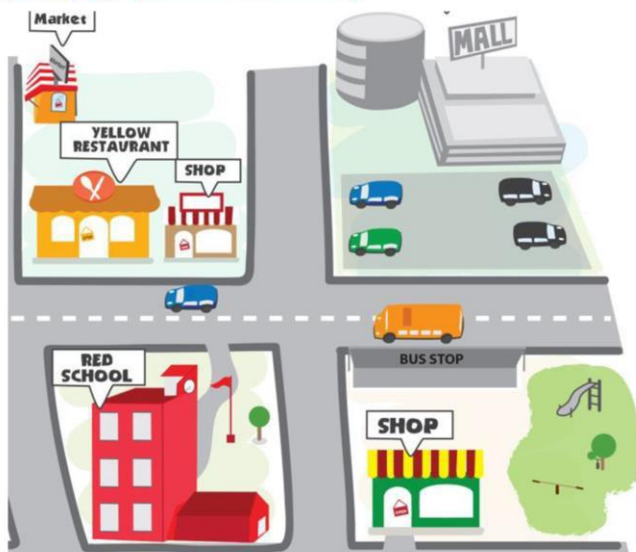
VOCABULARY

Listen and repeat the words and sentences.

Page **87**

Please refer to the definition file.





Repetition Drill

Listen to the teacher and repeat the sentences.

Page 90

1. My room is on the top floor.
2. On top of the house is the roof.
3. This town is big.
4. That village is small.
5. The market is in front of the house.
6. She goes in the front door.
7. This is my left.
8. This is my left side.

Basic Single-slot Substitution Drill

Listen to the teacher and repeat the sentences.

Page 91

1. This town is big.
2. This town is small.
3. This village is small.
4. This village is big.
5. That village is big.
6. That village is small.
7. That town is small.
8. That town is big.

Basic Sentence Expansion Drill

Listen to the teacher and repeat the sentences.

Page 92

1. This is a town.
2. This is a small town.
3. This is a good small town.

Basic Sentence Expansion Drill

Listen to the teacher and repeat the sentences.

Page 93

1. That is a house.
2. That is a cute house.
3. That is a cute black house.

Transformation Drill

Listen to the teacher and follow the instructions.

Page 94

1. The picture is by the window. Repeat.
2. The picture is by the window. Transform: what.
3. The picture is by the window. Transform: where.
4. The picture is by the window. Transform: not.

Transformation Drill

Listen to the teacher and follow the instructions.

Page 95

1. She goes in the front door. Repeat.
2. She goes in the front door. Transform: who.
3. She goes in the front door. Transform: where.
4. She goes in the front door. Transform: not.

Transformation Drill

Listen to the teacher and follow the instructions.

Page 96

1. The shoe is out of the room. Repeat.
2. The shoe is out of the room. Transform: what.
3. The shoe is out of the room. Transform: where.
4. The shoe is out of the room. Transform: not.

Basic Single-slot Substitution Drill

Listen to the teacher and repeat the sentences.

Page 97

1. The picture is by the window.
2. The picture is next to the window.
3. The picture is in front of the window.
4. The picture is behind the window.
5. The picture is behind the door.
6. The picture is by the door.
7. The picture is in front of the door.
8. The picture is next to the door.

Question and Answer Drill

Listen and answer the questions in complete sentences.

Page 98

1. Is the picture by the window?
2. Is the roof on top?
3. Is this town big?
4. Is that village small?
5. Does she go in the front door?
6. Is this my left?