

## Talking About Where Things Are -


# WHERE QUESTIONS

Page 99

We use the word 'where' to ask questions about places.

Questions that use 'where' often ask about the location of places or the location of places where actions or events happen.

'Where' usually starts the sentence, followed by the verb, and then the other words of the sentence.



/z/

Page 100

1. The tongue gently touches just behind the “bump” behind the upper teeth.
2. Air passes through a tiny gap between the tongue and teeth.
3. /z/ is voiced.

## Repetition Drill

Listen to the teacher and repeat the sentences.

Page 101

1. Where is the red building?
2. Where is the blue school?
3. Where is the market?
4. Where is the telephone?
5. Where is the table?
6. Where is the house?
7. Where is the hospital?
8. Where is the picture?

## Repetition Drill

Listen to the teacher and repeat the sentences.

Page 102

9. Where is the yellow restaurant?
10. Where is the glass?
11. Where is the TV?
12. Where is the window?
13. Where is the telephone?
14. Where are the glasses?
15. Where are the chairs?

## Pronunciation Repetition Drill

Listen to the teacher and repeat the words.

Page 103

1. television
2. revision

## Basic Single-slot Substitution Drill

Listen to the teacher and repeat the sentences.

Page 104

1. Where is the TV?
2. Where is the wall?
3. Where is the window?
4. Where is the door?
5. Where is the glass?
6. Where are the glasses?
7. Where are the chairs?
8. Where are the tables?

## Basic Sentence Expansion Drill

Listen to the teacher and repeat the sentences.

Page 105

1. Where is the picture?
2. Where is the cute picture?
3. Where is the cute white picture?

## Vowel Pronunciation Drill

Listen to the teacher and repeat the words.

Page 106

1. restaurant
2. window
3. glass
4. picture
5. door
6. market



## Basic Sentence Expansion Drill

Listen to the teacher and repeat the sentences.

Page 107

1. Where is the house?
2. Where is the big house?
3. Where is the big blue house?

## Basic Sentence Expansion Drill

Listen to the teacher and repeat the sentences.

Page **108**

1. Where is the restaurant?
2. Where is the small restaurant?
3. Where is the small red restaurant?

## Transformation Drill

Listen to the teacher and follow the instructions.

Page 109

1. The glass is on the table. Repeat.
2. The glass is on the table. Transform: where.
3. The glass is on the table. Transform: what.
4. The glass is on the table. Transform: not.

## Transformation Drill

Listen to the teacher and follow the instructions.

Page **110**

1. The house is next to the restaurant. Repeat.
2. The house is next to the restaurant. Transform: where.
3. The house is next to the restaurant. Transform: what.
4. The house is next to the restaurant. Transform: not.

## Transformation Drill

Listen to the teacher and follow the instructions.

Page **111**

1. The telephone is on the table. Repeat.
2. The telephone is on the table. Transform: where.
3. The telephone is on the table. Transform: what.
4. The telephone is on the table. Transform: not.

## Sound (Phoneme) Identification Drill

Listen to the teacher, repeat, and tick the correct sound.

	/z/	/dʒ/
1. vegetable		
2. message		
3. television		
4. job		
5. revision		

Page 112

1. vegetable
2. message
3. television
4. job
5. revision

## Repetition Drill

Listen to the teacher and repeat the sentences.

Page 113

1. Where is the refrigerator?
2. Where is the wood?
3. Where is the door?
4. Where is the stage?
5. Where is the telephone?
6. Where is the television?
7. Where are the tables?
8. Where are the spoons?

## Question and Answer Drill

Listen and answer the questions in complete sentences.

Page 114

1. Where is the table?
2. Where is the house?
3. Where is the hospital?
4. Where is the picture?
5. Where is the glass?
6. Where is the TV?
7. Where are the glasses?
8. Where are the chairs?



## Question and Answer Drill

Listen and answer the questions in complete sentences.

Page 115

9. Where is the refrigerator?
10. Where is the wood?
11. Where is the stage?
12. Where is the university?
13. Where are the spoons?
14. Where is the yellow building?
15. Where is the yellow restaurant?

- 1. The stage is across from the blue school.**
- 2. The chair is against the wall.**
- 3. They walk along the street.**
- 4. The market is after the yellow building.**
- 5. This is a big area.**
- 6. The roof is on top.**
- 7. The top of the house is the roof.**
- 8. This town is big.**

9. That village is small.
10. The front of the house is the market.
11. They walk about the university.
12. The picture is by the window.
13. She sits right here.
14. This is my left.
15. This is my left side.

- 1. My room is on the top floor.**
- 2. On top of the house is the roof.**
- 3. This town is big.**
- 4. That village is small.**
- 5. The market is in front of the house.**
- 6. She goes in the front door.**
- 7. This is my left.**
- 8. This is my left side.**

1. Where is the red building?
2. Where is the blue school?
3. Where is the market?
4. Where is the telephone?
5. Where is the table?
6. Where is the house?
7. Where is the hospital?
8. Where is the picture?
9. Where is the yellow restaurant?
10. Where is the glass?
11. Where is the TV?
12. Where is the window?

## Pronunciation Repetition Drill

Listen to the teacher and repeat the words.

Page 120

1. about
2. across
3. against
4. along
5. above

## Basic Single-slot Substitution Drill

Listen to the teacher and repeat the sentences.

Page 121

1. This town is big.
2. This town is small.
3. This village is small.
4. This village is big.
5. That village is big.
6. That village is small.
7. That town is small.
8. That town is big.

## Vowel Pronunciation Drill

Listen to the teacher and repeat the words.

Page 122

1. after
2. area
3. street
4. next
5. spoon



## Question and Answer Drill

Listen and answer the questions in complete sentences.

Page 123

1. Where is the table?
2. Where is the house?
3. Where is the hospital?
4. Where is the picture?
5. Where is the glass?
6. Where is the TV?
7. Where are the glasses?
8. Where are the chairs?

## Question and Answer Drill

Listen and answer the questions in complete sentences.

Page 124

9. Where is the refrigerator?
10. Where is the wood?
11. Where is the stage?
12. Where is the university?
13. Where is the hospital?
14. Where is the yellow building?
15. Where is the yellow restaurant?

## Sound (Phoneme) Identification Drill

Listen to the teacher, repeat, and tick the correct sound.

	/æ/	/ə/
1. <u>a</u> fter		
2. gla <u>s</u> s		
3. <u>a</u> bout		
4. <u>a</u> bove		
5. sta <u>n</u> d		

Page 125

1. after
2. glass
3. about
4. above
5. stand

## Basic Sentence Expansion Drill

Listen to the teacher and repeat the sentences.

Page 126

1. This is a town.
2. This is a small town.
3. This is a good small town.

## Pronunciation Repetition Drill

Listen to the teacher and repeat the words.

Page 127

1. television
2. revision

## Basic Sentence Expansion Drill

Listen to the teacher and repeat the sentences.

Page 128

1. Where is the house?
2. Where is the big house?
3. Where is the big blue house?

## Sound (Phoneme) Identification Drill

Listen to the teacher, repeat, and tick the correct sound.

	/ʒ/	/dʒ/
1. vegetable		
2. message		
3. television		
4. job		
5. revision		

Page 129

1. vegetable
2. message
3. television
4. job
5. revision

## Transformation Drill

Listen to the teacher and follow the instructions.

Page 130

1. The shoe is out of the room. Repeat.
2. The shoe is out of the room. Transform: what.
3. The shoe is out of the room. Transform: where.
4. The shoe is out of the room. Transform: not.



## Vowel Pronunciation Drill

Listen to the teacher and repeat the words.

Page **131**

1. restaurant
2. window
3. glass
4. picture
5. door
6. market

## Writing Exercise.

Listen and type the sentences in the chat box.

Page 132

1. The picture is in front of the window.
2. Where is the small red restaurant?
3. The telephone is not on the table.
4. The hospital is across from the blue school.
5. She goes home by bus after school.
6. This is a good small town.


## VOCABULARY

Listen and repeat the words and sentences.

Page 133

**Please refer to the definition file.**

### The Timpson Family



Bob Lisa Sarah Adam Nancy Ben



Asking About People–  
**WHO QUESTIONS**

Page 136

We use the word 'who' to ask questions about people.

'Who' usually starts the sentence, followed by the verb, and then the other words of the sentence.

## Repetition Drill

Listen to the teacher and repeat the sentences.

Page 137

1. Who is he?
2. Who is she?
3. Who are they?
4. Who is behind the woman?
5. Who is across from the queen?
6. Who is next to the singer?

## Repetition Drill

Listen to the teacher and repeat the sentences.

Page 138

7. Who is behind the doctor?
8. Who is in front of the writer?
9. Who is after the worker?
10. Who is behind the speaker?
11. Who is next to the girl?
12. Who is after the boy?
13. Who is that man?



## Basic Single-slot Substitution Drill

Listen to the teacher and repeat the sentences.

Page 139

1. The woman is in front of the worker.
2. The woman is next to the worker.
3. The woman is behind the worker.
4. The woman is after the worker.
5. The woman is across from the worker.

## Basic Sentence Expansion Drill

Listen to the teacher and repeat the sentences.

Page 140

1. The queen is in front of the table.
2. The queen is in front of the red table.
3. The queen is in front of the small red table.

## Basic Sentence Expansion Drill

Listen to the teacher and repeat the sentences.

Page 141

1. The writer likes this house.
2. The good writer likes this house.
3. The good writer likes this big house.

## Intermediate Single-slot Substitution Drill

Listen to the teacher and follow the instructions.

Page 142

1. The doctor is in the hospital. Repeat.
2. The doctor is in the hospital. Change: worker.
3. The worker is in the hospital. Change: woman.
4. The woman is in the hospital. Change: speaker.
5. The speaker is in the hospital. Change: singer.

## Intermediate Single-slot Substitution Drill

Listen to the teacher and follow the instructions.

Page 143

1. The singer is on the stage. Repeat.
2. The singer is on the stage. Change: behind.
3. The singer is behind the stage. Change: next to.
4. The singer is next to the stage. Change: in front of.
5. The singer is in front of the stage. Change: across from.

## Transformation Drill

Listen to the teacher and follow the instructions.

Page 144

1. The writer is in the restaurant. Repeat.
2. The writer is in the restaurant. Transform: who.
3. The writer is in the restaurant. Transform: where.
4. The writer is in the restaurant. Transform: not.

## Transformation Drill

Listen to the teacher and follow the instructions.

Page 145

1. The singer is next to the stage. Repeat.
2. The singer is next to the stage. Transform: who.
3. The singer is next to the stage. Transform: where.
4. The singer is next to the stage. Transform: not.

## Transformation Drill

Listen to the teacher and follow the instructions.

Page 146

1. The worker is in the building. Repeat.
2. The worker is in the building. Transform: who.
3. The worker is in the building. Transform: where.
4. The worker is in the building. Transform: not.



## Question and Answer Drill

Listen and answer the questions in complete sentences.



1. Who is he?
2. Who is she?
3. Who is he?
4. Who is she?
5. Who are they?
6. Who is in front of the woman?
7. Who is after the worker?
8. Who is behind the speaker?
9. Who is across from the singer?
10. Who is next to the queen?
11. Who is in the restaurant?
12. Who is in the building?


**VOCABULARY**

Listen and repeat the words and sentences.


Page **148**

**Please refer to the definition file.**

### The Timpson Family



Bob Lisa Sarah Adam Nancy Ben



## Talking About What is Happening Now– **PRESENT CONTINUOUS**

Page 151

One use of the present continuous tense is to talk about actions and events that are happening in the present.

**PAST > NOW > FUTURE**

It is formed by adding “-ing” to the verb.

For example,

work > working

clean > cleaning

study > studying

If the verb ends in an “e”, the “e” is removed before adding “-ing”.

For example,

have > having

write > writing

If the verb ends in a “t”, this consonant is doubled before adding “-ing”.

For example,

get > getting

let > letting



/z/

Page 152

1. The tongue gently touches the “bump” behind the upper teeth.
2. Air passes through a tiny gap between the tongue and teeth.
3. /z/ is voiced.

## Repetition Drill

Listen to the teacher and repeat the sentences.

Page 153

1. He is working.
2. She is having a class.
3. They are resting in the room.
4. The teacher is busy now.
5. The baby is wearing a shirt.
6. The brother is studying.
7. The sister is drawing.
8. The reader is reading.
9. The students are ready now.
10. He is getting the pen.
11. She is giving the book to the man.
12. The cleaner is cleaning.

## Basic Single-slot Substitution Drill

Listen to the teacher and repeat the sentences.

Page 154

1. He is working.
2. She is working.
3. She is studying.
4. She is reading.
5. He is reading.
6. He is writing.
7. They are writing.



## Pronunciation Repetition Drill

Listen to the teacher and repeat the words.

Page 155

1. trousers
2. cousin
3. exercise
4. busy
5. music
6. news
7. newspaper
8. opposite

## Basic Sentence Expansion Drill

Listen to the teacher and repeat the sentences.

Page 156

1. She is writing.
2. She is writing on the table.
3. She is writing on the red table.

## Basic Sentence Expansion Drill

Listen to the teacher and repeat the sentences.

Page 157

1. The brother is resting.
2. The brother is resting in the room.
3. The brother is resting in the room now.

## Basic Sentence Expansion Drill

Listen to the teacher and repeat the sentences.

Page 158

1. The sister is singing.
2. The sister is singing on the stage.
3. The sister is singing on the big stage.

## Consonant Pronunciation Drill

Listen to the teacher and repeat the words.

Page 159

1. work
2. rest
3. baby
4. give
5. sister

## Transformation Drill

Listen to the teacher and follow the instructions.

Page 160

1. He is working in the restaurant. Repeat.
2. He is working in the restaurant. Transform: who.
3. He is working in the restaurant. Transform: where.
4. He is working in the restaurant. Transform: not.

## Transformation Drill

Listen to the teacher and follow the instructions.

Page 161

1. He is walking across the building. Repeat.
2. He is walking across the building. Transform: who.
3. He is walking across the building. Transform: where.
4. He is walking across the building. Transform: not.

## Transformation Drill

Listen to the teacher and follow the instructions.

Page 162

1. She is singing in the room. Repeat.
2. She is singing in the room. Transform: who.
3. She is singing in the room. Transform: where.
4. She is singing in the room. Transform: not.



## Repetition Drill

Listen to the teacher and repeat the sentences.

Page 163

1. The baby is watching TV.
2. The boy is singing.
3. The girl is walking.
4. The man is talking.
5. The cleaner is pushing the table.
6. The woman is opening the book.
7. The student is studying.
8. They are eating.
9. The worker is reading.
10. The queen is leaving.

## Basic Single-slot Substitution Drill

Listen to the teacher and repeat the sentences.

Page 164

1. She is eating.
2. He is eating.
3. He is reading.
4. He is singing.
5. She is singing.
6. They are singing.
7. They are leaving.

## Sound (Phoneme) Identification Drill

Listen to the teacher, repeat, and tick the correct sound.

	/s/	/z/		/s/	/z/
1. cou <u>s</u> in			5. new <u>s</u>		
2. oppo <u>s</u> ite			6. trou <u>s</u> ers		
3. <u>s</u> tage			7. <u>s</u> wim		
4. <u>s</u> tudy			8. <u>s</u> chool		

1. cousin
2. opposite
3. stage
4. study
5. news
6. trousers
7. swim
8. school

## Question and Answer Drill

Listen and answer the questions in complete sentences.

Page 166

1. Is the baby watching TV?
2. Is the boy singing?
3. Is the cleaner pushing the table?
4. Is the student studying?
5. Are they eating?
6. Is she having a class?
7. Are they resting in the room?
8. Is the teacher busy now?
9. Is the baby wearing a shirt?
10. Is he working?


**VOCABULARY**

Listen and repeat the words and sentences.

Page **167**

**Please refer to the definition file.**

### The Timpson Family




Bob Lisa Sarah Adam Nancy Ben



Alex



John



/ɜ:/

Page 170

1. The tongue is in the center of the mouth and a little low.
2. The lips are semi-rounded with the bottom lip a little more tensed than the top lip.
3. This vowel is usually long.



## Repetition Drill

Listen to the teacher and repeat the sentences.

Page 171

1. The father is pulling the door.
2. The mother is pushing the window.
3. The family is leaving the house.
4. The couple is happy.
5. The husband is giving the ring.
6. The wife is getting the ring.
7. She is marrying him.
8. He is marrying her.
9. She is a good daughter.
10. He is a good son.
11. I have two cousins.
12. I have three uncles.

## Basic Single-slot Substitution Drill

Listen to the teacher and repeat the sentences.

Page 172

1. The husband is pushing the window.
2. The wife is pushing the window.
3. The wife is pushing the door.
4. The wife is pushing the table.
5. The wife is pulling the table.
6. The daughter is pulling the table.
7. The daughter is cleaning the table.

## Basic Sentence Expansion Drill

Listen to the teacher and repeat the sentences.

Page 173

1. The wife is in the room.
2. The wife is in the big room.
3. The wife is in the big white room.

## Pronunciation Repetition Drill

Listen to the teacher and repeat the words.

Page 174

1. purse
2. work
3. return
4. learn
5. early
6. first

## Basic Sentence Expansion Drill

Listen to the teacher and repeat the sentences.

Page 175

1. The family is leaving.
2. The family is leaving the house.
3. The family is leaving the old house.

## Basic Sentence Expansion Drill

Listen to the teacher and repeat the sentences.

Page 176

1. The husband is giving the ring.
2. The husband is giving the small ring.
3. The husband is giving the small red ring.

## Transformation Drill

Listen to the teacher and follow the instructions.

Page 177

1. The couple is in the big house. Repeat.
2. The couple is in the big house. Transform: where.
3. The couple is in the big house. Transform: who.
4. The couple is in the big house. Transform: not.

## Transformation Drill

Listen to the teacher and follow the instructions.

Page 178

1. The mother is reading a book. Repeat.
2. The mother is reading a book. Transform: what.
3. The mother is reading a book. Transform: who.
4. The mother is reading a book. Transform: not.



## Transformation Drill

Listen to the teacher and follow the instructions.

Page 179

1. The husband is standing on the floor. Repeat.
2. The husband is standing on the floor. Transform: who.
3. The husband is standing on the floor. Transform: where.
4. The husband is standing on the floor. Transform: not.

## Consonant Pronunciation Drill

Listen to the teacher and repeat the words.

Page 180

1. marry
2. ring
3. husband
4. wife
5. daughter
6. family

## Basic Single-slot Substitution Drill

Listen to the teacher and repeat the sentences.

Page 181

1. The son is walking.
2. The daughter is walking.
3. The daughter is eating.
4. The daughter is working.
5. The wife is working.
6. The wife is singing.
7. The wife is leaving.

## Sound (Phoneme) Identification Drill

Listen to the teacher, repeat, and tick the correct sound.

	/ɜ:/	/ə/		/ɜ:/	/ə/
1. <u>a</u> bout			5. <u>a</u> bove		
2. <u>a</u> long			6. <u>e</u> arly		
3. <u>w</u> ork			7. <u>f</u> irst		
4. <u>l</u> earn			8. <u>a</u> cross		

Page 182

1. about
2. along
3. work
4. learn
5. above
6. early
7. first
8. across

## Question and Answer Drill

Listen and answer the questions in complete sentences.

Page 183

1. Is the couple happy?
2. Is the family leaving the house?
3. Is she marrying him?
4. Is she a good daughter?
5. Is the mother pushing the window?

1. Who is he?
2. Who is she?
3. Who are they?
4. Who is behind the woman?
5. Who is across from the queen?
6. Who is next to the singer?
7. Who is behind the doctor?
8. Who is in front of the writer?
9. Who is after the worker?
10. Who is behind the speaker?
11. Who is next to the girl?
12. Who is after the boy?
13. Who is that man?

1. He is working.
2. She is having a class.
3. They are resting in the room.
4. The teacher is busy now.
5. The baby is wearing a shirt.
6. The brother is studying.
7. The sister is drawing.
8. The reader is reading.
9. The students are ready now.
10. He is getting the pen.
11. She is giving the book to the man.
12. The cleaner is cleaning.

- 1. The husband is pushing the window.**
- 2. The wife is pushing the window.**
- 3. The wife is pushing the door.**
- 4. The wife is pushing the table.**
- 5. The wife is pulling the table.**
- 6. The daughter is pulling the table.**
- 7. The daughter is cleaning the table.**



## Repetition Drill

Listen to the teacher and repeat the sentences.

Page 187

1. The father is pulling the door.
2. The mother is pushing the window.
3. The family is leaving the house.
4. The couple is happy.
5. The husband is giving the ring.
6. The wife is getting the ring.
7. She is marrying him.
8. He is marrying her.
9. She is a good daughter.
10. He is a good son.
11. I have two cousins.
12. I have three uncles.

## Pronunciation Repetition Drill

Listen to the teacher and repeat the words.

Page **188**

1. trousers
2. cousin
3. exercise
4. busy
5. music
6. news
7. newspaper
8. opposite

## Pronunciation Repetition Drill

Listen to the teacher and repeat the words.

Page 189

1. purse
2. work
3. return
4. learn
5. early
6. first

## Question and Answer Drill

Listen and answer the questions in complete sentences.



1. Who is he?
2. Who is she?
3. Who is in front of the woman?
4. Who is after the worker?
5. Who are they?
6. Is the couple happy?
7. Is the family leaving the house?
8. Is she marrying him?
9. Is she a good daughter?
10. Is the mother pushing the window?

## Basic Sentence Expansion Drill

Listen to the teacher and repeat the sentences.

Page 191

1. She is writing.
2. She is writing on the table.
3. She is writing on the red table.

## Sound (Phoneme) Identification Drill

Listen to the teacher, repeat, and tick the correct sound.

	/ɜ:/	/ə/		/ɜ:/	/ə/
1. <u>a</u> bout			5. <u>a</u> bove		
2. <u>a</u> long			6. <u>e</u> arly		
3. <u>w</u> ork			7. <u>f</u> irst		
4. <u>l</u> earn			8. <u>a</u> cross		

Page 192

1. about
2. along
3. work
4. learn
5. above
6. early
7. first
8. across

## Transformation Drill

Listen to the teacher and follow the instructions.

Page 193

1. The singer is next to the stage. Repeat.
2. The singer is next to the stage. Transform: who.
3. The singer is next to the stage. Transform: where.
4. The singer is next to the stage. Transform: not. -

## Sound (Phoneme) Identification Drill

Listen to the teacher, repeat, and tick the correct sound.

	/s/	/z/		/s/	/z/
1. cou <u>s</u> in			5. new <u>s</u>		
2. oppo <u>s</u> ite			6. trou <u>s</u> ers		
3. <u>s</u> tage			7. <u>s</u> wim		
4. <u>s</u> tudy			8. <u>s</u> chool		

Page 194

1. cousin
2. opposite
3. stage
4. study
5. news
6. trousers
7. swim
8. school



## Transformation Drill

Listen to the teacher and follow the instructions.

Page 195

1. The mother is reading a book. Repeat.
2. The mother is reading a book. Transform: what.
3. The mother is reading a book. Transform: who.
4. The mother is reading a book. Transform: not.

## Consonant Pronunciation Drill

Listen to the teacher and repeat the words.

Page 196

1. work
2. rest
3. baby
4. give
5. sister

## Consonant Pronunciation Drill

Listen to the teacher and repeat the words.

Page 197

1. marry
2. ring
3. husband
4. wife
5. daughter
6. family

## Writing Exercise

Listen and type the sentences in the chat box.

Page 198

1. The good writer likes this big house.
2. Where is the writer?
3. The brother is resting in the room now.
4. Who is walking across the building?
5. The husband is giving the small red ring.
6. The family is leaving the old house.

Asking About Things -

# WHAT QUESTIONS

Page 199

We use the word 'what' to ask questions about things.

'What' usually starts the sentence, followed by the verb, and then the other words of the sentence.

'What' can also be used with a noun to ask about things.

For example, 'what + color' asks about the color of things.

## Repetition Drill

Listen to the teacher and repeat the sentences.

Page 200

1. What is this?
2. What is that?
3. What are these?
4. What are those?
5. What is next to the university?
6. What is across from the market?
7. What is the man doing?
8. What is the woman reading?

## Repetition Drill

Listen to the teacher and repeat the sentences.

Page 201

9. What is she eating?
10. What are they doing?
11. What is above the wall?
12. What is on the table?
13. What are they watching?
14. What color is that?
15. What color is this?

## Basic Single-slot Substitution Drill

Listen to the teacher and repeat the sentences.

Page 202

1. What color is this?
2. What color is that?
3. What color are those?
4. What color are these?



## Basic Single-slot Substitution Drill

Listen to the teacher and repeat the sentences.

Page 203

1. What is this?
2. What is that?
3. What are those?
4. What are these?

## Basic Sentence Expansion Drill

Listen to the teacher and repeat the sentences.

Page 204

1. What color is this
2. What color is this picture?
3. What color is this cute picture?

## Basic Sentence Expansion Drill

Listen to the teacher and repeat the sentences.

Page 205

1. What is that?
2. What is that on the wall?
3. What is that on the white wall?

## Basic Sentence Expansion Drill

Listen to the teacher and repeat the sentences.

Page 206

1. What is she doing?
2. What is she doing in the room?
3. What is she doing in the room now?

## Transformation Drill

Listen to the teacher and follow the instructions.

Page 207

1. She is reading a book in the room. Repeat.
2. She is reading a book in the room. Transform: what.
3. She is reading a book in the room. Transform: where.
4. She is reading a book in the room. Transform: who.

## Transformation Drill

Listen to the teacher and follow the instructions.

Page 208

1. He eats two eggs in the morning. Repeat.
2. He eats two eggs in the morning. Transform: what.
3. He eats two eggs in the morning. Transform: when.
4. He eats two eggs in the morning. Transform: who.

## Transformation Drill

Listen to the teacher and follow the instructions.

Page 209

1. They are watching TV in the room. Repeat.
2. They are watching TV in the room. Transform: what.
3. They are watching TV in the room. Transform: where.
4. They are watching TV in the room. Transform: who.
5. They are watching TV in the room. Transform: not. v

## Question and Answer Drill

Listen and answer the questions in complete sentences.



1. What is this?
2. What is that?
3. What is next to the university?
4. What is across from the market?
5. What is the man doing?
6. What is she eating?
7. What are they doing?
8. What is on the table?
9. What color is that?
10. What color is this?