


Talking About Where Things Are - **WHERE QUESTIONS**

Page 99

We use the word 'where' to ask questions about places.

Questions that use 'where' often ask about the location of places or the location of places where actions or events happen.

'Where' usually starts the sentence, followed by the verb, and then the other words of the sentence.



/z/

Page 100

1. The tongue gently touches just behind the “bump” behind the upper teeth.
2. Air passes through a tiny gap between the tongue and teeth.
3. /z/ is voiced.

Repetition Drill

Listen to the teacher and repeat the sentences.

Page 101

1. Where is the red building?
2. Where is the blue school?
3. Where is the market?
4. Where is the telephone?
5. Where is the table?
6. Where is the house?
7. Where is the hospital?
8. Where is the picture?

Repetition Drill

Listen to the teacher and repeat the sentences.

Page 102

9. Where is the yellow restaurant?
10. Where is the glass?
11. Where is the TV?
12. Where is the window?
13. Where is the telephone?
14. Where are the glasses?
15. Where are the chairs?

Pronunciation Repetition Drill

Listen to the teacher and repeat the words.

Page 103

1. television
2. revision

Basic Single-slot Substitution Drill

Listen to the teacher and repeat the sentences.

Page 104

1. Where is the TV?
2. Where is the wall?
3. Where is the window?
4. Where is the door?
5. Where is the glass?
6. Where are the glasses?
7. Where are the chairs?
8. Where are the tables?

Basic Sentence Expansion Drill

Listen to the teacher and repeat the sentences.

Page 105

1. Where is the picture?
2. Where is the cute picture?
3. Where is the cute white picture?

Vowel Pronunciation Drill

Listen to the teacher and repeat the words.

Page 106

1. restaurant [/'ɛ/]
2. window [/'ɪ/]
3. glass [/'æ/]
4. picture [/'ɪ/]
5. door [/'ɔ:/]
6. market [/'ɑ:/]

Basic Sentence Expansion Drill

Listen to the teacher and repeat the sentences.

Page 107

1. Where is the house?
2. Where is the big house?
3. Where is the big blue house?

Basic Sentence Expansion Drill

Listen to the teacher and repeat the sentences.

Page **108**

1. Where is the restaurant?
2. Where is the small restaurant?
3. Where is the small red restaurant?

Transformation Drill

Listen to the teacher and follow the instructions.

Page 109

1. The glass is on the table. Repeat.
2. The glass is on the table. Transform: where. [Where is the glass?]
3. The glass is on the table. Transform: what. [What is on the table?]
4. The glass is on the table. Transform: not. [The glass is not on the table.]

Transformation Drill

Listen to the teacher and follow the instructions.

Page **110**

1. The house is next to the restaurant. Repeat.
2. The house is next to the restaurant. Transform: where. --- [Where is the house?]
3. The house is next to the restaurant. Transform: what. --- [What is next to the restaurant?]
4. The house is next to the restaurant. Transform: not. --- [The house is not next to the restaurant.]

Transformation Drill

Listen to the teacher and follow the instructions.

Page **111**

1. The telephone is on the table. Repeat.
2. The telephone is on the table. Transform: where. --- [Where is the phone?]
3. The telephone is on the table. Transform: what. --- [What is on the table?]
4. The telephone is on the table. Transform: not. --- [The telephone is not on the table.]

Sound (Phoneme) Identification Drill

Listen to the teacher, repeat, and tick the correct sound.

	/z/	/dʒ/
1. vegetable		
2. message		
3. television		
4. job		
5. revision		

Page 112

1. vegetable --- [/dʒ/]
2. message --- [/dʒ/]
3. television --- [/z/]
4. job --- [/dʒ/]
5. revision --- [/z/]

Repetition Drill

Listen to the teacher and repeat the sentences.

Page **113**

1. Where is the refrigerator?
2. Where is the wood?
3. Where is the door?
4. Where is the stage?
5. Where is the telephone?
6. Where is the television?
7. Where are the tables?
8. Where are the spoons?

Question and Answer Drill

Listen and answer the questions in complete sentences.

Page 114

1. Where is the table? --- [The table is in the house.]
2. Where is the house? --- [The house is in front of the market.]
3. Where is the hospital? --- [The hospital is in front of the yellow building.]
4. Where is the picture? --- [The picture is on the wall.]
5. Where is the glass? --- [The glass is on the table.]
6. Where is the TV? --- [The TV is next to the table.]
7. Where are the glasses? --- [The glasses are on the table.]
8. Where are the chairs? --- [The chairs are under the table.]

Question and Answer Drill

Listen and answer the questions in complete sentences.

Page 115

9. Where is the refrigerator? --- [The refrigerator is in the kitchen.]
10. Where is the wood? --- [The wood is next to the refrigerator.]
11. Where is the stage? --- [The stage is across from the blue school.]
12. Where is the university? --- [The university is next to the blue restaurant.]
13. Where are the spoons? --- [The spoons are on the table.]
14. Where is the yellow building? --- [The yellow building is next to the market.]
15. Where is the yellow restaurant? --- [The yellow restaurant is across the red school.]

1. The stage is across from the blue school.
2. The chair is against the wall.
3. They walk along the street.
4. The market is after the yellow building.
5. This is a big area.
6. The roof is on top.
7. The top of the house is the roof.
8. This town is big.

9. That village is small.
10. The front of the house is the market.
11. They walk about the university.
12. The picture is by the window.
13. She sits right here.
14. This is my left.
15. This is my left side.

- 1. My room is on the top floor.**
- 2. On top of the house is the roof.**
- 3. This town is big.**
- 4. That village is small.**
- 5. The market is in front of the house.**
- 6. She goes in the front door.**
- 7. This is my left.**
- 8. This is my left side.**

1. Where is the red building?
2. Where is the blue school?
3. Where is the market?
4. Where is the telephone?
5. Where is the table?
6. Where is the house?
7. Where is the hospital?
8. Where is the picture?
9. Where is the yellow restaurant?
10. Where is the glass?
11. Where is the TV?
12. Where is the window?

Pronunciation Repetition Drill

Listen to the teacher and repeat the words.

Page 120

1. about
2. across
3. against
4. along
5. above

Basic Single-slot Substitution Drill

Listen to the teacher and repeat the sentences.

Page 121

1. This town is big.
2. This town is small.
3. This village is small.
4. This village is big.
5. That village is big.
6. That village is small.
7. That town is small.
8. That town is big.

Vowel Pronunciation Drill

Listen to the teacher and repeat the words.

Page 122

1. after [æ/]
2. area [ɛ/]
3. street [i/]
4. next [ɛ/]
5. spoon [u:/]

Question and Answer Drill

Listen and answer the questions in complete sentences.

Page 123

1. Where is the table? --- [The table is in the house.]
2. Where is the house? --- [The house is in front of the market.]
3. Where is the hospital? --- [The hospital is in front of the yellow building.]
4. Where is the picture? --- [The picture is on the wall.]
5. Where is the glass? --- [The glass is on the table.]
6. Where is the TV? --- [The TV is next to the table.]
7. Where are the glasses? --- [The glasses are on the table.]
8. Where are the chairs? --- [The chairs are under the table.]

Question and Answer Drill

Listen and answer the questions in complete sentences.

Page 124

9. Where is the refrigerator? --- [The refrigerator is in the kitchen.]
10. Where is the wood? --- [The wood is next to the refrigerator.]
11. Where is the stage? --- [The stage is across from the blue school.]
12. Where is the university? --- [The university is next to the blue restaurant.]
13. Where is the hospital? --- [The hospital is next to the house.]
14. Where is the yellow building? --- [The yellow building is next to the market.]
15. Where is the yellow restaurant? --- [The yellow restaurant is across the red school.]

Sound (Phoneme) Identification Drill

Listen to the teacher, repeat, and tick the correct sound.

	/æ/	/ə/
1. <u>a</u> fter		
2. gla <u>s</u> s		
3. <u>a</u> bout		
4. <u>a</u> bove		
5. sta <u>n</u> d		

Page 125

1. after --- [/æ/]
2. glass --- [/æ/]
3. about --- [/ə/]
4. above --- [/ə/]
5. stand --- [/æ/]

Basic Sentence Expansion Drill

Listen to the teacher and repeat the sentences.

Page 126

1. This is a town.
2. This is a small town.
3. This is a good small town.

Pronunciation Repetition Drill

Listen to the teacher and repeat the words.

Page 127

1. television
2. revision

Basic Sentence Expansion Drill

Listen to the teacher and repeat the sentences.

Page 128

1. Where is the house?
2. Where is the big house?
3. Where is the big blue house?

Sound (Phoneme) Identification Drill

Listen to the teacher, repeat, and tick the correct sound.

	/ʒ/	/dʒ/
1. vegetable		
2. message		
3. television		
4. job		
5. revision		

Page 129

1. vegetable --- [/dʒ/]
2. message --- [/dʒ/]
3. television --- [/ʒ/]
4. job --- [/dʒ/]
5. revision --- [/ʒ/]

Transformation Drill

Listen to the teacher and follow the instructions.

Page 130

1. The shoe is out of the room. Repeat.
2. The shoe is out of the room. Transform: what. --- [What is out of the room?]
3. The shoe is out of the room. Transform: where. --- [Where is the shoe?]
4. The shoe is out of the room. Transform: not. --- [The shoe is not out of the room.]

Vowel Pronunciation Drill

Listen to the teacher and repeat the words.

Page **131**

1. restaurant [/'ɛ/]
2. window [/'ɪ/]
3. glass [/'æ/]
4. picture [/'ɪ/]
5. door [/'ɔ:/]
6. market [/'ɑ:/]

Writing Exercise.

Listen and type the sentences in the chat box.

Page 132

1. The picture is in front of the window.
2. Where is the small red restaurant?
3. The telephone is not on the table.
4. The hospital is across from the blue school.
5. She goes home by bus after school.
6. This is a good small town.


VOCABULARY

Listen and repeat the words and sentences.

Page **133**

Please refer to the definition file.

The Timpson Family



Bob

Lisa

Sarah

Adam

Nancy

Ben



Asking About People–
WHO QUESTIONS

Page **136**

We use the word 'who' to ask questions about people.

'Who' usually starts the sentence, followed by the verb, and then the other words of the sentence.

Repetition Drill

Listen to the teacher and repeat the sentences.

Page 137

1. Who is he?
2. Who is she?
3. Who are they?
4. Who is behind the woman?
5. Who is across from the queen?
6. Who is next to the singer?

Repetition Drill

Listen to the teacher and repeat the sentences.

Page 138

7. Who is behind the doctor?
8. Who is in front of the writer?
9. Who is after the worker?
10. Who is behind the speaker?
11. Who is next to the girl?
12. Who is after the boy?
13. Who is that man?

Basic Single-slot Substitution Drill

Listen to the teacher and repeat the sentences.

Page 139

1. The woman is in front of the worker.
2. The woman is next to the worker.
3. The woman is behind the worker.
4. The woman is after the worker.
5. The woman is across from the worker.

Basic Sentence Expansion Drill

Listen to the teacher and repeat the sentences.

Page 140

1. The queen is in front of the table.
2. The queen is in front of the red table.
3. The queen is in front of the small red table.

Basic Sentence Expansion Drill

Listen to the teacher and repeat the sentences.

Page **141**

1. The writer likes this house.
2. The good writer likes this house.
3. The good writer likes this big house.

Intermediate Single-slot Substitution Drill

Listen to the teacher and follow the instructions.

Page 142

1. The doctor is in the hospital. Repeat.
2. The doctor is in the hospital. Change: worker. --- [The worker is in the hospital.]
3. The worker is in the hospital. Change: woman. --- [The woman is in the hospital.]
4. The woman is in the hospital. Change: speaker. --- [The speaker is in the hospital.]
5. The speaker is in the hospital. Change: singer. --- [The singer is in the hospital.]

Intermediate Single-slot Substitution Drill

Listen to the teacher and follow the instructions.

Page 143

1. The singer is on the stage. Repeat.
2. The singer is on the stage. Change: behind. --- [The singer is behind the stage.]
3. The singer is behind the stage. Change: next to. --- [The singer is next to the stage.]
4. The singer is next to the stage. Change: in front of. --- [The singer is in front of the stage.]
5. The singer is in front of the stage. Change: across from. --- [The singer is across from the stage.]

Transformation Drill

Listen to the teacher and follow the instructions.

Page 144

1. The writer is in the restaurant. Repeat.
2. The writer is in the restaurant. Transform: who. --- [Who is in the restaurant?]
3. The writer is in the restaurant. Transform: where. --- [Where is the writer?]
4. The writer is in the restaurant. Transform: not. --- [The writer is not in the restaurant.]

Transformation Drill

Listen to the teacher and follow the instructions.

Page 145

1. The singer is next to the stage. Repeat.
2. The singer is next to the stage. Transform: who. --- [Who is next to the stage?]
3. The singer is next to the stage. Transform: where. --- [Where is the singer?]
4. The singer is next to the stage. Transform: not. --- [The singer is not next to the stage.]

Transformation Drill

Listen to the teacher and follow the instructions.

Page 146

1. The worker is in the building. Repeat.
2. The worker is in the building. Transform: who. --- [Who is in the building?]
3. The worker is in the building. Transform: where. --- [Where is the worker?]
4. The worker is in the building. Transform: not. --- [The worker is not in the building.]

Question and Answer Drill

Listen and answer the questions in complete sentences.



1. Who is he? --- [He is Adam.]
2. Who is she? --- [She is Sarah.]
3. Who is he? --- [He is Mr. Timpson.]
4. Who is she? --- [She is Mrs. Timpson.]
5. Who are they? --- [They are doctors.]
6. Who is in front of the woman? --- [The singer is in front of the woman.]
7. Who is after the worker? --- [The writer is after the worker.]
8. Who is behind the speaker? --- [The singer is behind the speaker.]
9. Who is across from the singer? --- [The queen is across from the singer.]
10. Who is next to the queen? --- [The doctor is next to the queen.]
11. Who is in the restaurant? --- [The woman is in the restaurant.]
12. Who is in the building? --- [The worker is in the building.]


VOCABULARY

Listen and repeat the words and sentences.


Page **148**

Please refer to the definition file.

The Timpson Family



Bob Lisa Sarah Adam Nancy Ben



Talking About What is Happening Now– **PRESENT CONTINUOUS**

Page **151**

One use of the present continuous tense is to talk about actions and events that are happening in the present.

PAST -----> NOW -----> FUTURE

It is formed by adding “-ing” to the verb.

For example,

work > working

clean > cleaning

study > studying

If the verb ends in an “e”, the “e” is removed before adding “-ing”.

For example,

have > having

write > writing

If the verb ends in a “t”, this consonant is doubled before adding “-ing”.

For example,

get > getting

let > letting



/z/

Page 152

1. The tongue gently touches the “bump” behind the upper teeth.
2. Air passes through a tiny gap between the tongue and teeth.
3. /z/ is voiced.

Repetition Drill

Listen to the teacher and repeat the sentences.

Page 153

1. He is working.
2. She is having a class.
3. They are resting in the room.
4. The teacher is busy now.
5. The baby is wearing a shirt.
6. The brother is studying.
7. The sister is drawing.
8. The reader is reading.
9. The students are ready now.
10. He is getting the pen.
11. She is giving the book to the man.
12. The cleaner is cleaning.

Basic Single-slot Substitution Drill

Listen to the teacher and repeat the sentences.

Page 154

1. He is working.
2. She is working.
3. She is studying.
4. She is reading.
5. He is reading.
6. He is writing.
7. They are writing.

Pronunciation Repetition Drill

Listen to the teacher and repeat the words.

Page 155

1. trousers
2. cousin
3. exercise
4. busy
5. music
6. news
7. newspaper
8. opposite

Basic Sentence Expansion Drill

Listen to the teacher and repeat the sentences.

Page 156

1. She is writing.
2. She is writing on the table.
3. She is writing on the red table.

Basic Sentence Expansion Drill

Listen to the teacher and repeat the sentences.

Page 157

1. The brother is resting.
2. The brother is resting in the room.
3. The brother is resting in the room now.

Basic Sentence Expansion Drill

Listen to the teacher and repeat the sentences.

Page **158**

1. The sister is singing.
2. The sister is singing on the stage.
3. The sister is singing on the big stage.

Consonant Pronunciation Drill

Listen to the teacher and repeat the words.

Page 159

1. work [/w/]
2. rest [/r/]
3. baby [/b/]
4. give [/g/]
5. sister [/s/]

Transformation Drill

Listen to the teacher and follow the instructions.

Page 160

1. He is working in the restaurant. Repeat.
2. He is working in the restaurant. Transform: who. --- [Who is working in the restaurant?]
3. He is working in the restaurant. Transform: where. --- [Where is he working?]
4. He is working in the restaurant. Transform: not. --- [He is not working in the restaurant.]

Transformation Drill

Listen to the teacher and follow the instructions.

Page 161

1. He is walking across the building. Repeat.
2. He is walking across the building. Transform: who. --- [Who is walking across the building?]
3. He is walking across the building. Transform: where. --- [Where is he walking?]
4. He is walking across the building. Transform: not. --- [He is not walking across the building.]

Transformation Drill

Listen to the teacher and follow the instructions.

Page 162

1. She is singing in the room. Repeat.
2. She is singing in the room. Transform: who. --- [Who is singing in the room?]
3. She is singing in the room. Transform: where. --- [Where is she singing?]
4. She is singing in the room. Transform: not. --- [She is not singing in the room.]

Repetition Drill

Listen to the teacher and repeat the sentences.

Page 163

1. The baby is watching TV.
2. The boy is singing.
3. The girl is walking.
4. The man is talking.
5. The cleaner is pushing the table.
6. The woman is opening the book.
7. The student is studying.
8. They are eating.
9. The worker is reading.
10. The queen is leaving.

Basic Single-slot Substitution Drill

Listen to the teacher and repeat the sentences.

Page 164

1. She is eating.
2. He is eating.
3. He is reading.
4. He is singing.
5. She is singing.
6. They are singing.
7. They are leaving.

Sound (Phoneme) Identification Drill

Listen to the teacher, repeat, and tick the correct sound.

	/s/	/z/		/s/	/z/
1. cou <u>s</u> in			5. new <u>s</u>		
2. oppo <u>s</u> ite			6. trou <u>s</u> ers		
3. <u>s</u> tage			7. <u>s</u> wim		
4. <u>s</u> tudy			8. <u>s</u> chool		

Page 165

1. cousin --- [/z/]
2. opposite --- [/z/]
3. stage --- [/s/]
4. study --- [/s/]
5. news --- [/z/]
6. trousers --- [/z/]
7. swim --- [/s/]
8. school --- [/s/]

Question and Answer Drill

Listen and answer the questions in complete sentences.

Page 166

1. Is the baby watching TV? --- [Yes, the baby is watching TV]
2. Is the boy singing? --- [Yes, the boy is singing.]
3. Is the cleaner pushing the table? --- [Yes, the cleaner is pushing the table.]
4. Is the student studying? --- [Yes, the student is studying.]
5. Are they eating? --- [Yes, they are eating.]
6. Is she having a class? --- [Yes, she is having a class.]
7. Are they resting in the room? --- [Yes, they are resting in the room.]
8. Is the teacher busy now? --- [Yes, the teacher is busy now.]
9. Is the baby wearing a shirt? --- [Yes, the baby is wearing a shirt.]
10. Is he working? --- [Yes, he is working.]


VOCABULARY

Listen and repeat the words and sentences.

Page **167**

Please refer to the definition file.

The Timpson Family




Bob Lisa Sarah Adam Nancy Ben



Alex



John



/ɜ:/

Page 170

1. The tongue is in the center of the mouth and a little low.
2. The lips are semi-rounded with the bottom lip a little more tensed than the top lip.
3. This vowel is usually long .

Repetition Drill

Listen to the teacher and repeat the sentences.

Page 171

1. The father is pulling the door.
2. The mother is pushing the window.
3. The family is leaving the house.
4. The couple is happy.
5. The husband is giving the ring.
6. The wife is getting the ring.
7. She is marrying him.
8. He is marrying her.
9. She is a good daughter.
10. He is a good son.
11. I have two cousins.
12. I have three uncles.

Basic Single-slot Substitution Drill

Listen to the teacher and repeat the sentences.

Page 172

1. The husband is pushing the window.
2. The wife is pushing the window.
3. The wife is pushing the door.
4. The wife is pushing the table.
5. The wife is pulling the table.
6. The daughter is pulling the table.
7. The daughter is cleaning the table.

Basic Sentence Expansion Drill

Listen to the teacher and repeat the sentences.

Page 173

1. The wife is in the room.
2. The wife is in the big room.
3. The wife is in the big white room.

Pronunciation Repetition Drill

Listen to the teacher and repeat the words.

Page 174

1. purse
2. work
3. return
4. learn
5. early
6. first

Basic Sentence Expansion Drill

Listen to the teacher and repeat the sentences.

Page 175

1. The family is leaving.
2. The family is leaving the house.
3. The family is leaving the old house.

Basic Sentence Expansion Drill

Listen to the teacher and repeat the sentences.

Page 176

1. The husband is giving the ring.
2. The husband is giving the small ring.
3. The husband is giving the small red ring.

Transformation Drill

Listen to the teacher and follow the instructions.

Page 177

1. The couple is in the big house. Repeat.
2. The couple is in the big house. Transform: where. --- [Where is the couple?]
3. The couple is in the big house. Transform: who. --- [Who is in the big house?]
4. The couple is in the big house. Transform: not. --- [The couple is not in the big house.]

Transformation Drill

Listen to the teacher and follow the instructions.

Page 178

1. The mother is reading a book. Repeat.
2. The mother is reading a book. Transform: what. --- [What is the mother reading?]
3. The mother is reading a book. Transform: who. --- [Who is reading a book?]
4. The mother is reading a book. Transform: not. --- [The mother is not reading a book.]

Transformation Drill

Listen to the teacher and follow the instructions.

Page 179

1. The husband is standing on the floor. Repeat.
2. The husband is standing on the floor. Transform: who. --- [Who is standing on the floor?]
3. The husband is standing on the floor. Transform: where. --- [Where is the husband standing?]
4. The husband is standing on the floor. Transform: not. --- [The husband is not standing on the floor.]

Consonant Pronunciation Drill

Listen to the teacher and repeat the words.

Page 180

1. marry [/m/]
2. ring [/r/]
3. husband [/h/]
4. wife [/w/]
5. daughter [/d/]
6. family [/f/]

Basic Single-slot Substitution Drill

Listen to the teacher and repeat the sentences.

Page 181

1. The son is walking.
2. The daughter is walking.
3. The daughter is eating.
4. The daughter is working.
5. The wife is working.
6. The wife is singing.
7. The wife is leaving.

Sound (Phoneme) Identification Drill

Listen to the teacher, repeat, and tick the correct sound.

	/ɜ:/	/ə/		/ɜ:/	/ə/
1. <u>a</u> bout			5. <u>a</u> bove		
2. <u>a</u> long			6. <u>e</u> arly		
3. wo <u>r</u> k			7. f <u>i</u> rst		
4. <u>l</u> earn			8. <u>a</u> cross		

Page 182

1. about --- [ə/]
2. along --- [ə/]
3. work --- [ɜ:/]
4. learn --- [ɜ:/]
5. above --- [ə/]
6. early --- [ɜ:/]
7. first --- [ɜ:/]
8. across --- [ə/]

Question and Answer Drill

Listen and answer the questions in complete sentences.

Page 183

1. Is the couple happy? --- [Yes, the couple is happy.]
2. Is the family leaving the house? --- [Yes, the family is leaving the house.]
3. Is she marrying him? --- [Yes, she is marrying him.]
4. Is she a good daughter? --- [Yes, she is a good daughter?]
5. Is the mother pushing the window? --- [Yes, the mother is pushing the window.]

1. Who is he?
2. Who is she?
3. Who are they?
4. Who is behind the woman?
5. Who is across from the queen?
6. Who is next to the singer?
7. Who is behind the doctor?
8. Who is in front of the writer?
9. Who is after the worker?
10. Who is behind the speaker?
11. Who is next to the girl?
12. Who is after the boy?
13. Who is that man?

1. He is working.
2. She is having a class.
3. They are resting in the room.
4. The teacher is busy now.
5. The baby is wearing a shirt.
6. The brother is studying.
7. The sister is drawing.
8. The reader is reading.
9. The students are ready now.
10. He is getting the pen.
11. She is giving the book to the man.
12. The cleaner is cleaning.

- 1. The husband is pushing the window.**
- 2. The wife is pushing the window.**
- 3. The wife is pushing the door.**
- 4. The wife is pushing the table.**
- 5. The wife is pulling the table.**
- 6. The daughter is pulling the table.**
- 7. The daughter is cleaning the table.**

Repetition Drill

Listen to the teacher and repeat the sentences.

Page 187

1. The father is pulling the door.
2. The mother is pushing the window.
3. The family is leaving the house.
4. The couple is happy.
5. The husband is giving the ring.
6. The wife is getting the ring.
7. She is marrying him.
8. He is marrying her.
9. She is a good daughter.
10. He is a good son.
11. I have two cousins.
12. I have three uncles.

Pronunciation Repetition Drill

Listen to the teacher and repeat the words.

Page **188**

1. trousers
2. cousin
3. exercise
4. busy
5. music
6. news
7. newspaper
8. opposite

Pronunciation Repetition Drill

Listen to the teacher and repeat the words.

Page 189

1. purse
2. work
3. return
4. learn
5. early
6. first

Question and Answer Drill

Listen and answer the questions in complete sentences.



1. Who is he? --- [He is Adam.]
2. Who is she? --- [She is Sarah.]
3. Who is in front of the woman? --- [The singer is in front of the woman.]
4. Who is after the worker? --- [The writer is after the worker.]
5. Who are they? --- [They are doctors.]
6. Is the couple happy? --- [Yes, the couple is happy.]
7. Is the family leaving the house? --- [Yes, the family is leaving the house.]
8. Is she marrying him? --- [Yes, she is marrying him.]
9. Is she a good daughter? --- [Yes, she is a good daughter?]
10. Is the mother pushing the window? --- [Yes, the mother is pushing the window.]

Basic Sentence Expansion Drill

Listen to the teacher and repeat the sentences.

Page 191

1. She is writing.
2. She is writing on the table.
3. She is writing on the red table.

Sound (Phoneme) Identification Drill

Listen to the teacher, repeat, and tick the correct sound.

	/ɜ:/	/ə/		/ɜ:/	/ə/
1. <u>a</u> bout			5. <u>a</u> bove		
2. <u>a</u> long			6. <u>e</u> arly		
3. w <u>o</u> rk			7. f <u>i</u> rst		
4. <u>l</u> earn			8. <u>a</u> cross		

Page 192

1. about --- [ə/]
2. along --- [ə/]
3. work --- [ɜ:/]
4. learn --- [ɜ:/]
5. above --- [ə/]
6. early --- [ɜ:/]
7. first --- [ɜ:/]
8. across --- [ə/]

Transformation Drill

Listen to the teacher and follow the instructions.

Page 193

1. The singer is next to the stage. Repeat.
2. The singer is next to the stage. Transform: who. --- [Who is next to the stage?]
3. The singer is next to the stage. Transform: where. --- [Where is the singer?]
4. The singer is next to the stage. Transform: not. ---- [The singer isn't next to the stage.]

Sound (Phoneme) Identification Drill

Listen to the teacher, repeat, and tick the correct sound.

	/s/	/z/		/s/	/z/
1. cou <u>s</u> in			5. new <u>s</u>		
2. oppo <u>s</u> ite			6. trou <u>s</u> ers		
3. <u>s</u> tage			7. <u>s</u> wim		
4. <u>s</u> tudy			8. <u>s</u> chool		

Page 194

1. cousin --- [/z/]
2. opposite --- [/z/]
3. stage --- [/s/]
4. study --- [/s/]
5. news --- [/z/]
6. trousers --- [/z/]
7. swim --- [/s/]
8. school --- [/s/]

Transformation Drill

Listen to the teacher and follow the instructions.

Page 195

1. The mother is reading a book. Repeat.
2. The mother is reading a book. Transform: what. --- [What is the mother reading?]
3. The mother is reading a book. Transform: who. --- [Who is reading a book?]
4. The mother is reading a book. Transform: not. --- [The mother is not reading a book.]

Consonant Pronunciation Drill

Listen to the teacher and repeat the words.

Page 196

1. work [/w/]
2. rest [/r/]
3. baby [/b/]
4. give [/g/]
5. sister [/s/]

Consonant Pronunciation Drill

Listen to the teacher and repeat the words.

Page 197

1. marry [/m/]
2. ring [/r/]
3. husband [/h/]
4. wife [/w/]
5. daughter [/d/]
6. family [/f/]

Writing Exercise

Listen and type the sentences in the chat box.

Page 198

1. The good writer likes this big house.
2. Where is the writer?
3. The brother is resting in the room now.
4. Who is walking across the building?
5. The husband is giving the small red ring.
6. The family is leaving the old house.

Asking About Things - **WHAT QUESTIONS**

Page 199

We use the word 'what' to ask questions about things.

'What' usually starts the sentence, followed by the verb, and then the other words of the sentence.

'What' can also be used with a noun to ask about things.

For example, 'what + color' asks about the color of things.

Repetition Drill

Listen to the teacher and repeat the sentences.

Page 200

1. What is this?
2. What is that?
3. What are these?
4. What are those?
5. What is next to the university?
6. What is across from the market?
7. What is the man doing?
8. What is the woman reading?

Repetition Drill

Listen to the teacher and repeat the sentences.

Page 201

9. What is she eating?
10. What are they doing?
11. What is above the wall?
12. What is on the table?
13. What are they watching?
14. What color is that?
15. What color is this?

Basic Single-slot Substitution Drill

Listen to the teacher and repeat the sentences.

Page 202

1. What color is this?
2. What color is that?
3. What color are those?
4. What color are these?

Basic Single-slot Substitution Drill

Listen to the teacher and repeat the sentences.

Page 203

1. What is this?
2. What is that?
3. What are those?
4. What are these?

Basic Sentence Expansion Drill

Listen to the teacher and repeat the sentences.

Page 204

1. What color is this
2. What color is this picture?
3. What color is this cute picture?

Basic Sentence Expansion Drill

Listen to the teacher and repeat the sentences.

Page 205

1. What is that?
2. What is that on the wall?
3. What is that on the white wall?

Basic Sentence Expansion Drill

Listen to the teacher and repeat the sentences.

Page 206

1. What is she doing?
2. What is she doing in the room?
3. What is she doing in the room now?

Transformation Drill

Listen to the teacher and follow the instructions.

Page 207

1. She is reading a book in the room. Repeat.
2. She is reading a book in the room. Transform: what. --- [What is she reading in the room?]
3. She is reading a book in the room. Transform: where. --- [Where is she reading a book?]
4. She is reading a book in the room. Transform: who. --- [Who is reading a book in the room?]

Transformation Drill

Listen to the teacher and follow the instructions.

Page **208**

1. He eats two eggs in the morning. Repeat.
2. He eats two eggs in the morning. Transform: what. --- [What does he eat in the morning?]
3. He eats two eggs in the morning. Transform: when. --- [When does he eat two eggs?]
4. He eats two eggs in the morning. Transform: who. --- [Who eats two eggs in the morning?]

Transformation Drill

Listen to the teacher and follow the instructions.

Page 209

1. They are watching TV in the room. Repeat.
2. They are watching TV in the room. Transform: what. --- [What are they doing in the room?]
3. They are watching TV in the room. Transform: where. --- [Where are they watching TV?]
4. They are watching TV in the room. Transform: who. --- [Who is watching TV in the room?]
5. They are watching TV in the room. Transform: not. --- v[They are not watching TV in the room.]

Question and Answer Drill

Listen and answer the questions in complete sentences.



1. What is this? --- [It is a pen.]
2. What is that? --- [That is a book.]
3. What is next to the university? --- [The blue restaurant is next to the university.]
4. What is across from the market? --- [The university is across from the market.]
5. What is the man doing? --- [The man is reading a book.]
6. What is she eating? --- [She is eating an apple.]
7. What are they doing? --- [They are walking.]
8. What is on the table? --- [The spoon is on the table.]
9. What color is that? --- [That color is blue.]
10. What color is this? --- [This color is white.]