

VOCABULARY

Listen and repeat the words and sentences.

Page **76**

Please refer to the definition file.







/aʊ/

Page 79

1. The tongue starts very low and at the back of the mouth.
2. The tongue moves to a fairly high location near the back of the mouth.
3. The lips start open and narrow into rounding but are not tense.

Repetition Drill

Listen to the teacher and repeat the sentences.

Page 80

1. We have a garden at home.
2. There are flowers in the garden.
3. My uncle owns a huge amount of land.
4. They love swimming in the river.
5. There are flowers on the ground.
6. The food smells good!
7. I like the smell of the flowers.
8. I saw her at the school.
9. She looked at me.
10. We drive down the road.
11. This flower grows in winter.
12. We put seeds in the ground.

Pronunciation Repetition Drill

Listen to the teacher and repeat the words.

Page 81

1. mouth
2. round
3. cloud
4. ground
5. down
6. now
7. hour
8. town
9. brown
10. house

Basic Single-slot Substitution Drill

Listen to the teacher and repeat the sentences.

Page 82

1. There are interesting flowers in the garden.
2. There are beautiful flowers in the garden.
3. There are beautiful flowers in the town.
4. There are tall flowers in the town.
5. There are tall trees in the town.

Intermediate Single-slot Substitution Drill

Listen to the teacher and follow the instructions.

Page 83

1. We own land in the village. Repeat.
2. We own land in the village. Change: garden. --- [We own a garden in the village.]
3. We own a garden in the village. Change: saw. --- [We saw a garden in the village.]
4. We saw a garden in the village. Change: river. --- [We saw a river in the village.]
5. We saw a river in the village. Change: cleaned. --- [We cleaned a river in the village.]
6. We cleaned a river in the village. Change: school. --- [We cleaned a school in the village.]
7. We cleaned a school in the village. Change: have. --- [We have a school in the village.]
8. We have a school in the village. Change: town. --- [We have a school in the town.]
9. We have a school in the town. Change: house. --- [We have a house in the town.]
10. We have a house in the town. Change: they. --- [They have a house in the town.]

Basic Sentence Expansion Drill

Listen to the teacher and repeat the sentences.

Page 84

1. I like these flowers.
2. I like these red flowers.
3. I like these five red flowers.
4. I don't like these five red flowers.
5. I don't like these five red flowers at home.

Intermediate Sentence Expansion Drill

Listen to the teacher and follow the instructions.

Page 85

1. The room smelled good. Repeat.
2. The room smelled good. Add: big. --- [The big room smelled good.]
3. The big room smelled good. Add: yesterday. --- [The big room smelled good yesterday.]
4. The big room smelled good yesterday. Add: at home. --- [The big room at home smelled good yesterday.]
5. The big room at home smelled good yesterday. Add: morning. --- [The big room at home smelled good yesterday morning.]

Mixed Drill

Listen to the teacher and follow the instructions.

Page 86

1. I saw her. Repeat.
2. I saw her. Add: yesterday. --- [I saw her yesterday.]
3. I saw her yesterday. Add: reading. --- [I saw her reading yesterday.]
4. I saw her reading yesterday. Add: a book. --- [I saw her reading a book yesterday.]
5. I saw her reading a book yesterday. Change: him. --- [I saw him reading a book yesterday.]
6. I saw him reading a book yesterday. Change: newspaper. --- [I saw him reading a newspaper yesterday.]
7. I saw him reading a newspaper yesterday. Change: they. --- [They saw him reading a newspaper yesterday.]
8. They saw him reading a newspaper yesterday. Change: us. --- [They saw us reading a newspaper yesterday.]

Inflection Drill

Listen to the teacher and follow the instructions.

Page 87

1. She likes the smell of it. Change: I. --- [I like the smell of it.]
2. He saw her. Change: looked at. --- [He looked at her.]
3. My dogs grow fast. Add: are. --- [My dogs are growing fast.]
4. They are looking down. Change: look. --- [They look down.]
5. You look happy. Change: she. --- [She looks happy.]

Transformation Drill

Listen to the teacher and follow the instructions.

Page 88

1. They are swimming in the river. Repeat.
2. They are swimming in the river. Transform: where. --- [Where are they swimming?]
3. The flowers smell good. Repeat.
4. The flowers smell good. Transform: what. --- [What smells good?]
5. My mom looked at me. Repeat.
6. My mom looked at me. Transform: who. --- [Who looked at me?]
7. They looked at the stars. Repeat.
8. They looked at the stars. Transform: what. --- [What did they look at?]
9. The garden is wide. Repeat.
10. The garden is wide. Transform: what. --- [What is wide?]

- 1. She lives in the city.**
- 2. People and animals live in the world.**
- 3. There are taxis in the city.**
- 4. There is a market across the street.**
- 5. The taxi goes around the city.**
- 6. It's hot in summer.**
- 7. It's warm in spring.**
- 8. It's cold in winter.**
- 9. It's cool in spring.**
- 10. The weather is hot in summer.**

11. The weather is cool in autumn.
12. The weather is cold in winter.
13. The weather is warm in spring.
14. The food in the village is interesting.
15. English is interesting.
16. This subject is interesting.
17. I am interested in learning English.
18. He is interested in swimming.
19. She is interested in music.
20. They are interesting people.

1. The sky is blue.
2. We can see the sun and the clouds in the morning.
3. We can see the moon and the stars in the evening.
4. We use an umbrella in the rain.
5. It's raining outside.
6. There is no wind today.
7. It's windy at the seaside. It's windy today.
8. It's cloudy today.
9. The big star is right there.
10. It is raining right now.

- 1. We have a garden at home.**
- 2. There are flowers in the garden.**
- 3. My uncle owns a huge amount of land.**
- 4. They love swimming in the river.**
- 5. There are flowers on the ground.**
- 6. The food smells good!**

7. I like the smell of the flowers.

8. I saw her at the school.

9. She looked at me.

10. We drive down the road.

11. This flower grows in winter.

12. We put seeds in the ground.

Intermediate Single-slot Substitution Drill

Listen to the teacher and follow the instructions.

Page 94

1. They go around the city. Repeat.
2. They go around the city. Change: we. --- [We go around the city.]
3. We go around the city. Change: town. --- [We go around the town.]
4. We go around the town. Change: drive. --- [We drive around the town.]
5. We drive around the town. Change: village. --- [We drive around the village.]
6. We drive around the village. Change: walk. --- [We walk around the village.]
7. We walk around the village. Change: area. --- [We walk around the area.]
8. We walk around the area. Change: across. --- [We walk across the area.]
9. We walk across the area. Change: you. --- [You walk across the area.]
10. You walk across the area. Change: street. --- [You walk across the street.]

Mixed Drill

Listen to the teacher and follow the instructions.

Page 95

1. The weather today is cold. Repeat.
2. The weather today is cold. Change: hot. --- [The weather today is hot.]
3. The weather today is hot. Add: not. --- [The weather today is not hot.]
4. The weather today is not hot. Change: cold. --- [The weather today is not cold.]
5. The weather today is not cold. Change: warm. --- [The weather today is not warm.]
6. The weather today is not warm. Change: good. --- [The weather today is not good.]
7. The weather today is not good. Change: food. --- [The food today is not good.]
8. The food today is not good. Change: interesting. --- [The food today is not interesting.]
9. The food today is not interesting. Change: game. --- [The game today is not interesting.]
10. The game today is not interesting. Change: their. --- [Their game today is not interesting.]

Transformation Drill

Listen to the teacher and follow the instructions.

Page 96

1. People and animals live in the world. Repeat.
2. People and animals live in the world. Transform: where. --- [Where do people and animals live?]
3. There is a taxi across the street. Repeat.
4. There is a taxi across the street. Transform: where. --- [Where is the taxi?]
5. Mary is interested in swimming. Repeat.
6. Mary is interested in swimming. Transform: who. --- [Who is interested in swimming?]
7. Swimming is interesting. Repeat.
8. Swimming is interesting. Transform: what. --- [What is interesting?]
9. I like the city. Repeat.
10. I like the city. Transform: Who. --- [Who likes the city?]

Basic Sentence Expansion Drill

Listen to the teacher and repeat the sentences.

Page 97

1. The weather is good.
2. The weather is good today.
3. The weather is not good today.
4. The weather in the city is not good today.

Intermediate Single-slot Substitution Drill

Listen to the teacher and follow the instructions.

Page 98

1. It is raining now. Repeat.
2. It is raining now. Change: windy. --- [It is windy now.]
3. It is windy now. Change: cloudy. --- [It is cloudy now.]
4. It is cloudy now. Change: today. --- [It is cloudy today.]
5. It is cloudy today. Change: there. --- [It is cloudy there.]
6. It is cloudy there. Change: was. --- [It was cloudy there.]
7. It was cloudy there. Change: yesterday. --- [It was cloudy yesterday.]
8. It was cloudy yesterday. Change: hot. --- [It was hot yesterday.]
9. It was hot yesterday. Change: warm. --- [It was warm yesterday.]
10. It was warm yesterday. Change: cold. --- [It was cold yesterday.]

Intermediate Sentence Expansion Drill

Listen to the teacher and follow the instructions.

Page 99

1. They use the umbrella in the rain. Repeat.
2. They use the umbrella in the rain. Add: big. --- [They use the big umbrella in the rain.]
3. They use the big umbrella in the rain. Add: didn't. --- [They didn't use the big umbrella in the rain.]
4. They didn't use the big umbrella in the rain. Add: heavy. --- [They didn't use the big umbrella in the heavy rain.]
5. They didn't use the big umbrella in the heavy rain. Add: yesterday. --- [They didn't use the big umbrella in the heavy rain yesterday.]

Mixed Drill

Listen to the teacher and follow the instructions.

Page 100

1. They draw a star. Repeat.
2. They draw a star. Change: we. --- [We draw a star.]
3. We draw a star. Change: cloud. --- [We draw a cloud.]
4. We draw a cloud. Change: moon. --- [We draw a moon]
5. We draw a moon. Add: in the school. --- [We draw a moon in the school.]
6. We draw a moon in the school. Add: big. --- [We draw a big moon in the school.]
7. We draw a big moon in the school. Change: saw. --- [We saw a big moon in the school.]
8. We saw a big moon in the school. Change: sky. --- [We saw a big moon in the sky.]
9. We saw a big moon in the sky. Change: you. --- [You saw a big moon in the sky.]
10. You saw a big moon in the sky. Add: yesterday. --- [You saw a big moon in the sky yesterday.]

Inflection Drill

Listen to the teacher and follow the instructions.

Page 101

1. The students are walking in the rain. Change: I. --- [I am walking in the rain.]
2. There was a star right there. Change: were. --- [There were stars right there.]
3. It was cloudy yesterday. Change: now. --- [It is cloudy now.]
4. Is there a sun in the sky? Change: stars. --- [Are there stars in the sky?]
5. Do you like walking in the rain? Change: she. --- [Does she like walking in the rain?]

Intermediate Single-slot Substitution Drill

Listen to the teacher and follow the instructions.

Page 102

1. We own land in the village. Repeat.
2. We own land in the village. Change: garden. --- [We own a garden in the village.]
3. We own a garden in the village. Change: saw. --- [We saw a garden in the village.]
4. We saw a garden in the village. Change: river. --- [We saw a river in the village.]
5. We saw a river in the village. Change: cleaned. --- [We cleaned a river in the village.]
6. We cleaned a river in the village. Change: school. --- [We cleaned a school in the village.]
7. We cleaned a school in the village. Change: have. --- [We have a school in the village.]
8. We have a school in the village. Change: town. --- [We have a school in the town.]
9. We have a school in the town. Change: house. --- [We have a house in the town.]
10. We have a house in the town. Change: they. --- [They have a house in the town.]

Pronunciation Repetition Drill

Listen to the teacher and repeat the words.

Page 103

1. mouth
2. round
3. cloud
4. ground
5. down
6. now
7. hour
8. town
9. brown
10. house

Mixed Drill

Listen to the teacher and follow the instructions.

Page 104

1. I saw her. Repeat.
2. I saw her. Add: yesterday. --- [I saw her yesterday.]
3. I saw her yesterday. Add: reading. --- [I saw her reading yesterday.]
4. I saw her reading yesterday. Add: a book. --- [I saw her reading a book yesterday.]
5. I saw her reading a book yesterday. Change: him. --- [I saw him reading a book yesterday.]
6. I saw him reading a book yesterday. Change: newspaper. --- [I saw him reading a newspaper yesterday.]
7. I saw him reading a newspaper yesterday. Change: they. --- [They saw him reading a newspaper yesterday.]
8. They saw him reading a newspaper yesterday. Change: us. --- [They saw us reading a newspaper yesterday.]

Writing Exercise

Listen and type the sentences in the chat box.

Page 105


1. The weather is hot in summer.
2. We can see the sun and clouds in the morning.
3. The food smells good!
4. She is interested in music.
5. The big star is right there.
6. We put seeds in the ground.

VOCABULARY

Listen and repeat the words and sentences.

Page **106**

Please refer to the definition file.





/oʊ/

Page 108

1. The tongue starts near the middle and at the back of the mouth.
2. The tongue moves to a fairly high location near the back of the mouth.
3. The lips start open and narrow into rounding but are not tense.

Repetition Drill

Listen to the teacher and repeat the sentences.

Page 109

1. My dad questioned the policeman.
2. I have a question.
3. The start was difficult.
4. We had a talk this morning.
5. We have a dozen eggs at home.
6. He joined this group.
7. They had a good conversation.
8. He is answering the questions.
9. Her answers were clear.
10. I am joining the class.
11. The students are answering the exercises.
12. She loves teaching.

Pronunciation Repetition Drill

Listen to the teacher and repeat the words.

Page 110

1. toe
2. grow
3. cold
4. four
5. yellow
6. no
7. go
8. home
9. phone
10. soap

Basic Single-slot Substitution Drill

Listen to the teacher and repeat the sentences.

Page 111

1. The student has a book.
2. The student has a class.
3. The student has a group.
4. The student has a question.
5. The teacher has a question.
6. The teacher had a question.
7. His teacher had a question.
8. His teacher had a talk.
9. His dad had a talk.
10. His dad had a garden.

Intermediate Single-slot Substitution Drill

Listen to the teacher and follow the instructions.

Page 112

1. My sister owned a dozen shops. Repeat.
2. My sister owned a dozen shops. Change: pets. --- [My sister owned a dozen pets.]
3. My sister owned a dozen pets. Change: cousin. --- [My cousin owned a dozen pets.]
4. My cousin owned a dozen pets. Change: books. --- [My cousin owned a dozen books.]
5. My cousin owned a dozen books. Change: read. --- [My cousin read a dozen books.]
6. My cousin read a dozen books. Change: questions. --- [My cousin read a dozen questions.]
7. My cousin read a dozen questions. Change: letters. --- [My cousin read a dozen letters.]
8. My cousin read a dozen letters. Change: wrote. --- [My cousin wrote a dozen letters.]
9. My cousin wrote a dozen letters. Change: mom. --- [My mom wrote a dozen letters.]
10. My mom wrote a dozen letters. Change: sent. --- [My mom sent a dozen letters.]

Basic Sentence Expansion Drill

Listen to the teacher and repeat the sentences.

Page 113

1. They are joining the conversation.
2. They are joining a dozen conversations.
3. They are joining a dozen conversations today.
4. They are not joining a dozen conversations today.

Intermediate Sentence Expansion Drill

Listen to the teacher and follow the instructions.

Page 114

1. A talk is good. Repeat.
2. A talk is good. Add: every day. --- [A talk every day is good.]
3. A talk every day is good. Add: small. --- [A small talk every day is good.]
4. A small talk every day is good. Add: at home. --- [A small talk at home every day is good.]
5. A small talk at home every day is good. Add: not. --- [A small talk at home every day is not good.]

Mixed Drill

Listen to the teacher and follow the instructions.

Page 115

1. The question is difficult. Repeat.
2. The question is difficult. Change: exercise. --- [The exercise is difficult.]
3. The exercise is difficult. Change: test. --- [The test is difficult.]
4. The test is difficult. Add: English. --- [The English test is difficult.]
5. The English test is difficult. Change: was. --- [The English test was difficult.]
6. The English test was difficult. Change: last. --- [The last test was difficult.]
7. The last test was difficult. Change: long. --- [The last test was long.]
8. The last test was long. Change: room. --- [The last room was long.]
9. The last room was long. Add: at home. --- [The last room at home was long.]
10. The last room at home was long. Change: big. --- [The last room at home was big.]

Inflection Drill

Listen to the teacher and follow the instructions.

Page 116

1. Our teacher has difficult questions. Change: teachers. --- [Our teachers have difficult questions.]
2. I answered ten exercises. Add: am. --- [I am answering ten exercises.]
3. We have an egg in the refrigerator. Add: dozen. --- [We have a dozen eggs in the refrigerator.]
4. This group is joining us. Change: those. --- [Those groups are joining us.]
5. These questions are difficult. Change: question. --- [This question is difficult.]

Sound (Phoneme) Identification Drill

Listen to the teacher, repeat, and tick the correct sound.

| | /aʊ/ | /oʊ/ | | /aʊ/ | /oʊ/ |
|-------------------|------|------|-------------------|------|------|
| 1. d <u>o</u> wn | | | 6. s <u>o</u> ap | | |
| 2. t <u>o</u> wn | | | 7. r <u>o</u> und | | |
| 3. g <u>o</u> w | | | 8. b <u>o</u> at | | |
| 4. br <u>o</u> wn | | | 9. h <u>o</u> use | | |
| 5. h <u>o</u> me | | | 10. t <u>o</u> e | | |

Page 117


1. down --- [/aʊ/]
2. town --- [/aʊ/]
3. grow --- [/oʊ/]
4. brown --- [/aʊ/]
5. home --- [/oʊ/]
6. soap --- [/oʊ/]
7. round --- [/aʊ/]
8. boat --- [/oʊ/]
9. house --- [/aʊ/]
10. toe --- [/oʊ/]

VOCABULARY

Listen and repeat the words and sentences.

Page **118**

Please refer to the definition file.





/ɔɪ/

Page 120

1. The tongue starts low and at the back of the mouth.
2. The tongue moves to just behind the front teeth.
3. The lips are not rounded.

Repetition Drill

Listen to the teacher and repeat the sentences.

Page 121

1. The story in the book is nice.
2. This is the story of my life.
3. My things are in the bag.
4. There are difficulties right now.
5. That drink is expensive.
6. We drank the cold coffee.
7. My mom smiled at me.
8. I like her smile.
9. We need cold drinks.
10. Does she have needs?
11. I am asking for the bill.

Pronunciation Repetition Drill

Listen to the teacher and repeat the words.

Page 122

1. voice
2. join
3. boy

Basic Single-slot Substitution Drill

Listen to the teacher and repeat the sentences.

Page 123

1. Her life in Japan is good.
2. Her life in England is good.
3. Her life in England is interesting.
4. Her story in England is interesting.
5. Her story in England isn't interesting.

Intermediate Single-slot Substitution Drill

Listen to the teacher and follow the instructions.

Page 124

1. Did you ask for a drink? Repeat.
2. Did you ask for a drink? Change: she. --- [Did she ask for a drink?]
3. Did she ask for a drink? Change: bill. --- [Did she ask for a bill?]
4. Did she ask for a bill? Change: they. --- [Did they ask for a bill?]
5. Did they ask for a bill? Change: you. --- [Did you ask for a bill?]
6. Did you ask for a bill? Change: pen. --- [Did you ask for a pen?]
7. Did you ask for a pen? Change: look. --- [Did you look for a pen?]
8. Did you look for a pen? Change: job. --- [Did you look for a job?]
9. Did you look for a job? Change: policeman. --- [Did you look for a policeman?]
10. Did you look for a policeman? Change: do. --- [Do you look for a policeman?]

Basic Sentence Expansion Drill

Listen to the teacher and repeat the sentences.

Page 125

1. We have difficulties.
2. We have huge difficulties.
3. We have a dozen huge difficulties.
4. We don't have a dozen huge difficulties.
5. We don't have a dozen huge difficulties at home.

Intermediate Sentence Expansion Drill

Listen to the teacher and follow the instructions.

Page 126

1. I want to give. Repeat.
2. I want to give. Add: my things. --- [I want to give my things.]
3. I want to give my things. Add: expensive. --- [I want to give my expensive things.]
4. I want to give my expensive things. Add: her. --- [I want to give her my expensive things.]
5. I want to give her my expensive things. Add: don't. --- [I don't want to give her my expensive things.]

Mixed Drill

Listen to the teacher and follow the instructions.

Page 127

1. I love his smile. Repeat.
2. I love his smile. Change: shoes. --- [I love his shoes.]
3. I love his shoes. Change: like. --- [I like his shoes.]
4. I like his shoes. Change: her. --- [I like her shoes.]
5. I like her shoes. Change: we. --- [We like her shoes.]
6. We like her shoes. Add: new. --- [We like her new shoes.]
7. We like her new shoes. Change: life. --- [We like her new life.]
8. We like her new life. Change: want. --- [We want her new life.]
9. We want her new life. Change: that. --- [We want that new life.]
10. We want that new life. Change: thing. --- [We want that new thing.]

Inflection Drill

Listen to the teacher and follow the instructions.

Page 128

1. She is smiling. Change: am. --- [I am smiling.]
2. This story is good. Change: these. --- [These stories are good.]
3. We have our own needs. Change: he. --- [He has his own needs.]
4. Companies have difficulties. Change: my boss. --- [My boss has difficulties.]
5. Do you want this? Change: does. --- [Does he/she want this?]

Transformation Drill

Listen to the teacher and follow the instructions.

Page 129

1. The story is about life in England. Repeat.
2. The story is about life in England. Transform: what. --- [What is the story about?]
3. I need a drink. Repeat.
4. I need a drink. Transform: what. --- [What do I need?]
5. People have needs. Repeat.
6. People have needs. Transform: who. --- [Who has needs?]
7. They send the bills to the office. Repeat.
8. They send the bills to the office. Transform: where. --- [Where do they send the bills?]
9. My teacher smiled at them. Repeat.
10. My teacher smiled at them. Transform: who. --- [Who smiled at them?]

VOCABULARY

Listen and repeat the words and sentences.

Page **130**

Please refer to the definition file.





/aɪ/

Page 132

1. The tongue starts very low and at the back of the mouth.
2. The tongue moves to just behind the front teeth.
3. The lips start open and narrow but are not tense.

Repetition Drill

Listen to the teacher and repeat the sentences.

Page 133

1. The big room has no light.
2. She lights the room.
3. He has a little cat.
4. They ate a little.
5. That student has knowledge about the town.
6. I had four hours of rest.
7. They drive the car slowly.
8. It's a bit cold in here.
9. I could use a bit of help.
10. The student went out.
11. The light is over our heads.
12. The candy is sweet.

Pronunciation Repetition Drill

Listen to the teacher and repeat the words.

Page 134

1. life
2. smile
3. light
4. write
5. right
6. five
7. nine

Pronunciation Repetition Drill

Listen to the teacher and repeat the words.

Page 135

8. white
9. Friday
10. night
11. time
12. hi
13. divide
14. drive
15. wife

Basic Single-slot Substitution Drill

Listen to the teacher and repeat the sentences.

Page 136

1. I had a good day.
2. I had a good rest.
3. I had a little rest.
4. She had a little rest.
5. She had a little candy.
6. She had a bit of candy.

Intermediate Single-slot Substitution Drill

Listen to the teacher and follow the instructions.

Page 137

1. The bag is light. Repeat.
2. The bag is light. Change: big. --- [The bag is big.]
3. The bag is big. Change: box. --- [The box is big.]
4. The box is big. Change: black. --- [The box is black.]
5. The box is black. Change: shoes. --- [The shoes are black.]

Mixed Drill

Listen to the teacher and follow the instructions.

Page 138

1. She is driving. Repeat.
2. She is driving. Add: slowly. --- [She is driving slowly.]
3. She is driving slowly. Add: now. --- [She is driving slowly now.]
4. She is driving slowly now. Change: it. --- [It is driving slowly now.]
5. It is driving slowly now. Change: growing. --- [It is growing slowly now.]
6. It is growing slowly now. Change: walking. --- [It is walking slowly now.]
7. It is walking slowly now. Change: he. --- [He is walking slowly now.]
8. He is walking slowly now. Add: on the street. --- [He is walking slowly now on the street.]
9. He is walking slowly now on the street. Change: fast. --- [He is walking fast now on the street.]
10. He is walking fast now on the street. Change: a bit. --- [He is walking a bit now on the street.]
11. He is walking a bit now on the street. Change: eating. --- [He is eating a bit now on the street.]

Basic Sentence Expansion Drill

Listen to the teacher and repeat the sentences.

Page 139

1. The house has a light.
2. The little house has a light.
3. The two little houses have lights.
4. The two little houses have yellow lights.
5. The two little houses have big yellow lights.

Intermediate Sentence Expansion Drill

Listen to the teacher and follow the instructions.

Page 140

1. They work a little. Repeat.
2. They work a little. Add: every day. --- [They work a little every day.]
3. They work a little every day. Add: in the office. --- [They work a little in the office every day.]
4. They work a little in the office every day. Add: don't. --- [They don't work a little in the office every day.]

Inflection Drill

Listen to the teacher and follow the instructions.

Page 141

1. She has knowledge about it. Change: they. --- [They have knowledge about it.]
2. She is over there. Change: they. --- [They are over there.]
3. He looked out at the rain. Add: is. --- [He is looking out at the rain.]
4. They are walking slowly. Change: I. --- [I am walking slowly.]
5. They are eating candies. Change: she. --- [She is eating candies.]

- 1. My dad questioned the policeman.**
- 2. I have a question.**
- 3. The start was difficult.**
- 4. We had a talk this morning.**
- 5. We have a dozen eggs at home.**
- 6. He joined this group.**

- 7. They had a good conversation.**
- 8. He is answering the questions.**
- 9. Her answers were clear.**
- 10. I am joining the class.**
- 11. The students are answering the exercises.**
- 12. She loves teaching.**

- 1. The story in the book is nice.**
- 2. This is the story of my life.**
- 3. My things are in the bag.**
- 4. There are difficulties right now.**
- 5. That drink is expensive.**

- 6. We drank the cold coffee.**
- 7. My mom smiled at me.**
- 8. I like her smile.**
- 9. We need cold drinks.**
- 10. Does she have needs?**
- 11. I am asking for the bill.**

- 1. The big room has no light.**
- 2. She lights the room.**
- 3. He has a little cat.**
- 4. They ate a little.**
- 5. That student has knowledge about the town.**
- 6. I had four hours of rest.**

- 7. They drive the car slowly.**
- 8. It's a bit cold in here.**
- 9. I could use a bit of help.**
- 10. The student went out.**
- 11. The light is over our heads.**
- 12. The candy is sweet.**

Basic Single-slot Substitution Drill

Listen to the teacher and repeat the sentences.

Page 148

1. The student has a book.
2. The student has a class.
3. The student has a group.
4. The student has a question.
5. The teacher has a question.
6. The teacher had a question.
7. His teacher had a question.
8. His teacher had a talk.
9. His dad had a talk.
10. His dad had a garden.

Pronunciation Repetition Drill

Listen to the teacher and repeat the words.

Page 149

1. toe
2. grow
3. cold
4. four
5. yellow
6. no
7. go
8. home
9. phone
10. soap

Intermediate Single-slot Substitution Drill

Listen to the teacher and follow the instructions.

Page 150

1. Did you ask for a drink? Repeat.
2. Did you ask for a drink? Change: she. --- [Did she ask for a drink?]
3. Did she ask for a drink? Change: bill. --- [Did she ask for a bill?]
4. Did she ask for a bill? Change: they. --- [Did they ask for a bill?]
5. Did they ask for a bill? Change: you. --- [Did you ask for a bill?]
6. Did you ask for a bill? Change: pen. --- [Did you ask for a pen?]
7. Did you ask for a pen? Change: look. --- [Did you look for a pen?]
8. Did you look for a pen? Change: job. --- [Did you look for a job?]
9. Did you look for a job? Change: policeman. --- [Did you look for a policeman?]
10. Did you look for a policeman? Change: do. --- [Do you look for a policeman?]

Sound (Phoneme) Identification Drill

Listen to the teacher, repeat, and tick the correct sound.

| | /aʊ/ | /oʊ/ |
|-------------------|------|------|
| 1. d <u>o</u> wn | | |
| 2. t <u>o</u> wn | | |
| 3. g <u>o</u> w | | |
| 4. br <u>o</u> wn | | |
| 5. h <u>o</u> me | | |

| | /aʊ/ | /oʊ/ |
|-------------------|------|------|
| 6. s <u>o</u> ap | | |
| 7. r <u>o</u> und | | |
| 8. b <u>o</u> at | | |
| 9. h <u>o</u> use | | |
| 10. t <u>o</u> e | | |

Page 151

1. down --- [/aʊ/]
2. town --- [/aʊ/]
3. grow --- [/oʊ/]
4. brown --- [/aʊ/]
5. home --- [/oʊ/]
6. soap --- [/oʊ/]
7. round --- [/aʊ/]
8. boat --- [/oʊ/]
9. house --- [/aʊ/]
10. toe --- [/oʊ/]

Mixed Drill

Listen to the teacher and follow the instructions.

Page 152

1. She is driving. Repeat.
2. She is driving. Add: slowly. --- [She is driving slowly.]
3. She is driving slowly. Add: now. --- [She is driving slowly now.]
4. She is driving slowly now. Change: it. --- [It is driving slowly now.]
5. It is driving slowly now. Change: growing. --- [It is growing slowly now.]
6. It is growing slowly now. Change: walking. --- [It is walking slowly now.]
7. It is walking slowly now. Change: he. --- [He is walking slowly now.]
8. He is walking slowly now. Add: on the street. --- [He is walking slowly now on the street.]
9. He is walking slowly now on the street. Change: fast. --- [He is walking fast now on the street.]
10. He is walking fast now on the street. Change: a bit. --- [He is walking a bit now on the street.]
11. He is walking a bit now on the street. Change: eating. --- [He is eating a bit now on the street.]

Pronunciation Repetition Drill

Listen to the teacher and repeat the words.

Page **153**

1. voice
2. join
3. boy

Intermediate Single-slot Substitution Drill

Listen to the teacher and follow the instructions.

Page 154

1. My sister owned a dozen shops. Repeat.
2. My sister owned a dozen shops. Change: pets. --- [My sister owned a dozen pets.]
3. My sister owned a dozen pets. Change: cousin. --- [My cousin owned a dozen pets.]
4. My cousin owned a dozen pets. Change: books. --- [My cousin owned a dozen books.]
5. My cousin owned a dozen books. Change: read. --- [My cousin read a dozen books.]
6. My cousin read a dozen books. Change: questions. --- [My cousin read a dozen questions.]
7. My cousin read a dozen questions. Change: letters. --- [My cousin read a dozen letters.]
8. My cousin read a dozen letters. Change: wrote. --- [My cousin wrote a dozen letters.]
9. My cousin wrote a dozen letters. Change: mom. --- [My mom wrote a dozen letters.]
10. My mom wrote a dozen letters. Change: sent. --- [My mom sent a dozen letters.]

Basic Sentence Expansion Drill

Listen to the teacher and repeat the sentences.

Page 155

1. The house has a light.
2. The little house has a light.
3. The two little houses have lights.
4. The two little houses have yellow lights.
5. The two little houses have big yellow lights.

Pronunciation Repetition Drill

Listen to the teacher and repeat the words.

Page 156

1. life
2. smile
3. light
4. write
5. right
6. five
7. nine

Pronunciation Repetition Drill

Listen to the teacher and repeat the words.

Page 157

8. white
9. Friday
10. night
11. time
12. hi
13. divide
14. drive
15. wife

Basic Single-slot Substitution Drill

Listen to the teacher and repeat the sentences.

Page 158

1. Her life in Japan is good.
2. Her life in England is good.
3. Her life in England is interesting.
4. Her story in England is interesting.
5. Her story in England isn't interesting.

Inflection Drill

Listen to the teacher and follow the instructions.

Page 159

1. She is smiling. Change: am. --- [I am smiling.]
2. This story is good. Change: these. --- [These stories are good.]
3. We have our own needs. Change: he. --- [He has his own needs.]
4. Companies have difficulties. Change: my boss. --- [My boss has difficulties.]
5. Do you want this? Change: does. --- [Does he/she want this?]

Writing Exercise

Listen and type the sentences in the chat box.

Page 160


1. They are joining the conversation.
2. The story is about life in England.
3. She had a bit of candy.
4. A talk every day is good.
5. We have our own needs.
6. That student has knowledge about the town.

VOCABULARY

Listen and repeat the words and sentences.

Page **161**

Please refer to the definition file.



Repetition Drill

Listen to the teacher and repeat the sentences.

Page 163

1. I heard you talking.
2. I touched the flowers.
3. My touch is soft.
4. I heard sounds from the garden.
5. It sounds good.
6. Her love for her pets is great.
7. They learn best by reading.
8. We badly need an umbrella.
9. We like the feeling of swimming.
10. He is comparing these two shirts.
11. The boy is catching the ball.
12. They sing that song better.

Basic Single-slot Substitution Drill

Listen to the teacher and repeat the sentences.

Page 164

1. Did you touch my things?
2. Did she touch my things?
3. Did she touch my dog?
4. Did she hear my dog?
5. Did she hear the dog?
6. Did she hear the sound?
7. Did she like the sound?
8. Did they like the sound?
9. Do they like the sound?
10. Do they like the story?

Intermediate Single-slot Substitution Drill

Listen to the teacher and follow the instructions.

Page 165

1. My mom is able to hear the song better now. Repeat.
2. My mom is able to hear the song better now. Change: birds. --- [My mom is able to hear the birds better now.]
3. My mom is able to hear the birds better now. Change: she. --- [She is able to hear the birds better now.]
4. She is able to hear the birds better now. Change: see. --- [She is able to see the birds better now.]
5. She is able to see the birds better now. Change: sky. --- [She is able to see the sky better now.]
6. She is able to see the sky better now. Change: building. --- [She is able to see the building better now.]
7. She is able to see the building better now. Change: he. --- [He is able to see the building better now.]
8. He is able to see the building better now. Change: food. --- [He is able to see the food better now.]
9. He is able to see the food better now. Change: eat. --- [He is able to eat the food better now.]
10. He is able to eat the food better now. Change: smell. --- [He is able to smell the food better now.]

Basic Sentence Expansion Drill

Listen to the teacher and repeat the sentences.

Page 166

1. I know this place.
2. I know this place better.
3. I know this little place better.
4. I know this little place better now.

Intermediate Sentence Expansion Drill

Listen to the teacher and follow the instructions.

Page 167

1. I am able to catch the ball. Repeat.
2. I am able to catch the ball. Add: red. --- [I am able to catch the red ball.]
3. I am able to catch the red ball. Add: now. --- [I am able to catch the red ball now.]
4. I am able to catch the red ball now. Add: better. --- [I am able to catch the red ball better now.]

Mixed Drill

Listen to the teacher and follow the instructions.

Page 168

1. The dog sounds happy. Repeat.
2. The dog sounds happy. Change: my. --- [My dog sounds happy.]
3. My dog sounds happy. Change: son. --- [My son sounds happy.]
4. My son sounds happy. Change: sad. --- [My son sounds sad.]
5. My son sounds sad. Add: last. --- [My last son sounds sad.]
6. My last son sounds sad. Change: her. --- [Her last son sounds sad.]
7. Her last son sounds sad. Change: is. --- [Her last son is sad.]
8. Her last son is sad. Add: now. --- [Her last son is sad now.]
9. Her last son is sad now. Change: home. --- [Her last son is home now.]
10. Her last son is home now. Change: cute. --- [Her cute son is home now.]

Inflection Drill

Listen to the teacher and follow the instructions.

Page 169

1. She badly needs it. Change: you. --- [You badly need it.]
2. I have a bad feeling about this. Change: she. --- [She has a bad feeling about this.]
3. She works best with us. Change: they. --- [They work best with us.]
4. Are you able to hear that? Change: I. --- [Am I able to hear that?]
5. She isn't touching my books. Change: they. --- [They aren't touching my books.]

Transformation Drill

Listen to the teacher and follow the instructions.

Page 170

1. Our radio sounds clear. Repeat.
2. Our radio sounds clear. Transform: what. --- [What sounds clear?]
3. My dad is comparing the two shirts. Repeat.
4. My dad is comparing the two shirts. Transform: who. --- [Who is comparing the two shirts?]
5. Love is interesting. Repeat.
6. Love is interesting. Transform: not. --- [Love is not interesting.]
7. I feel a soft touch on my shoulder. Repeat.
8. I feel a soft touch on my shoulder. Transform: where. --- [Where do I feel a soft touch?]
9. I hear cars on the street. Repeat.
10. I hear cars on the street. Transform: what. --- [What do I hear on the street?]