



## VOCABULARY

Listen and repeat the words and sentences.

Page 1

Please refer to the definition files.



## Talking Further About Future Events 1

# Simple Future



We use the simple future tense to show that something will happen or will be done at a certain point in the future.

Examples:

1. They will buy a book tomorrow.
2. Sandra will go to the city on Saturday.
3. Bob and I will play tennis later today.

“Will” and “shall” are both used to show future actions, but the word “will” is more common.

## Repetition Drill

Listen to the teacher and repeat the sentences.

Page 4

1. They will play with the ball tomorrow.
2. The plane will fly tonight.
3. My sister will pay for our food on Sunday.
4. Her mom will buy and pay for all the clothes.
5. She will point at the picture.
6. I will act on the stage as Juliet.
7. My father will act fast to come home early.
8. Your dog will follow you.

## Basic Single-slot Substitution Drill

Listen to the teacher and repeat the sentences.

Page 5

1. We will buy a book tomorrow.
2. She will buy a book tomorrow.
3. She will buy some books tomorrow.
4. She shall buy some books tomorrow.
5. She shall buy some fruits tomorrow.
6. She shall buy some clothes tomorrow.
7. She shall buy some bags tomorrow.
8. She shall buy some bags tonight.

## Intermediate Single-slot Substitution Drill

Listen to the teacher and follow the instructions.

Page 6

1. We will buy a book tomorrow. Repeat.
2. We will buy a book tomorrow. Change: she. --- [She will buy a book tomorrow.]
3. She will buy a book tomorrow. Change: balls. --- [She will buy some balls tomorrow.]
4. She will buy some balls tomorrow. Change: shall. --- [She shall buy some balls tomorrow.]
5. She shall buy some balls tomorrow. Change: fruits. --- [She shall buy some fruits tomorrow.]
6. She shall buy some fruits tomorrow. Change: clothes. --- [She shall buy some clothes tomorrow.]
7. She shall buy some clothes tomorrow. Change: bags. --- [She shall buy some bags tomorrow.]
8. She shall buy some bags tomorrow. Change: tonight. --- [She shall buy some bags tonight.]

## Basic Sentence Expansion Drill

Listen to the teacher and repeat the sentences.

Page 7

1. I will play with the ball tomorrow.
2. Maria and I will play with the ball tomorrow.
3. Maria and I will buy a ball and play with the ball tomorrow.
4. Maria and I will buy a ball and play with the ball tomorrow afternoon.
5. Maria and I will buy a ball and play with the ball tomorrow afternoon in the park.

## Intermediate Sentence Expansion Drill

Listen to the teacher and follow the instructions.

Page 8

1. I will play with the ball tomorrow. Repeat.
2. I will play with the ball tomorrow. Add: Maria. --- [Maria and I will play with the ball tomorrow.]
3. Maria and I will play with the ball tomorrow. Add: buy a ball. --- [Maria and I will buy a ball and will play with the ball tomorrow]
4. Maria and I will buy a ball and will play with the ball tomorrow. Add: afternoon. --- [Maria and I will buy a ball and will play with the ball tomorrow afternoon.]
5. Maria and I will buy a ball and will play with the ball tomorrow afternoon. Add: in the park. --- [Maria and I will buy a ball and will play with the ball tomorrow afternoon in the park.]



## Intermediate Sentence Expansion Drill

Listen to the teacher and follow the instructions.

Page 9

1. I will pay the lady for the flower. Repeat.
2. I will pay the lady for the flower. Add: tomorrow. --- [I will pay the lady for the flower tomorrow.]
3. I will pay the lady for the flower tomorrow. Add: white. --- [I will pay the lady for the white flower tomorrow.]
4. I will pay the lady for the white flower tomorrow. Add: dad. --- [Dad and I will pay the lady for the white flower tomorrow.]
5. Dad and I will pay the lady for the white flower tomorrow. Add: beautiful. --- [Dad and I will pay the beautiful lady for the white flower tomorrow.]

## Pronunciation Sentence Drill

Read the sentences.

1. I pay \$500 for the ball.
2. I play with the ball.
3. I pay \$500 to play with the ball.
4. I paid \$50 to play all day.
5. She played all day without paying.

Page 10

## Transformation Drill

Listen to the teacher and follow the instructions.

Page 11

1. Her mom will buy and pay for all the clothes. Repeat.
2. Her mom will buy and pay for all the clothes. Transform: who. --- [Who will buy and pay for all the clothes?]
3. I will pay the beautiful lady tomorrow for the flower. Repeat.
4. I will pay the beautiful lady tomorrow for the flower. Transform: when. --- [When will you pay the beautiful lady for the flower?]
5. My sister will pay for our food on Sunday. Repeat.
6. My sister will pay for our food on Sunday. Transform: not. --- [My sister won't pay for our food on Sunday.]
7. The plane will fly tonight. Repeat.
8. The plane will fly tonight. Transform: what. --- [What will fly tonight?]
9. I will act on the stage as Juliet on Monday. Repeat.
10. I will act on the stage as Juliet on Monday. Transform: where. --- [Where will you act as Juliet on Monday?]
11. Jack will work hard because the pay is good. Repeat.
12. Jack will work hard because the pay is good. Transform: who. --- [Who will work hard because the pay is good?]

## Question and Answer Drill

Listen and answer the questions in complete sentences.

Page 12

1. Can a bird fly? --- [Yes, a bird can fly.]
2. Can a bird fly without wings? --- [No, a bird can't fly without wings. It must have a pair of wings.]
3. Can you make a plane fly? --- [Yes, I can ... / No, I can't make ...]
4. What's the difference between repeat and follow? --- [The difference between repeat and follow is that when we repeat, we say or do things once or more than once whereas when we follow, we copy or do what the other is doing.]
5. Follow me please. What are you doing? --- [I'm following you.]
6. What's the other meaning of follow? --- [The other meaning of follow is to come after the other person or people.]
7. Give me an example please. --- [Wherever you go, she will follow you.]
8. Do you act fast every morning before going to work/school? --- [Yes, I act ... / No, I don't act ...]
9. Do you like to act on stage? --- [Yes, I like to ... / No, I don't like ...]

### Verb-based Question Exercise

Complete the form and ask questions about the future using the verbs.

Verbs	Simple Tenses			Questions About the Future
	Present	Past	Future	
Example: write	write	wrote	will write	What will you write about your vacation?
1. buy				
2. pay				
3. act				
4. fly				
5. follow				

**VOCABULARY**

Listen and repeat the words and sentences.

Page 14

Please refer to the definition files.



## Repetition Drill

Listen to the teacher and repeat the sentences.

Page 16

1. She spent the money I gave her.
2. My cousin tore the paper into two.
3. The students are sweeping the floor.
4. We will use the big basket to store our food.
5. Yesterday, Mr. Jones painted that wall and swept the floor.



## Basic Single-slot Substitution Drill

Listen to the teacher and repeat the sentences.

Page 17

1. Mr. Jones will paint the wall.
2. Mr. Jones painted the wall.
3. Mr. Jones painted the table.
4. My dad painted the table.
5. My dad painted the floor.
6. My dad will paint the floor.
7. My dad will sweep the floor.
8. Her friend will sweep the floor.
9. Her friend swept the floor.
10. Her friend is sweeping the floor.

## Intermediate Single-slot Substitution Drill

Listen to the teacher and follow the instructions.

Page 18

1. Mr. Jones will paint the wall. Repeat.
2. Mr. Jones will paint the wall. Change: painted. --- [Mr. Jones painted the wall.]
3. Mr. Jones painted the wall. Change: table. --- [Mr. Jones painted the table.]
4. Mr. Jones painted the table. Change: dad. --- [Dad painted the table.]
5. Dad painted the table. Change: floor. --- [Dad painted the floor.]
6. Dad painted the floor. Change: we. --- [We painted the floor.]
7. We painted the floor. Change: will sweep. --- [We will sweep the floor.]
8. We will sweep the floor. Change: Julie. --- [Julie will sweep the floor.]
9. Julie will sweep the floor. Change: swept. --- [Julie swept the floor.]
10. Julie swept the floor. Change: is sweeping. --- [Julie is sweeping the floor.]

## Transformation Drill

Listen to the teacher and follow the instructions.

Page 19

1. Mr. Jones painted the table. Repeat.
2. Mr. Jones painted the table. Transform: who. --- [Who painted the table?]
3. Dad painted the chairs outside. Repeat.
4. Dad painted the chairs outside. Transform: where. --- [Where did dad paint the chairs?]
5. We will paint the wall on Tuesday. Repeat.
6. We will paint the wall on Tuesday. Transform: when. --- [When will we paint the wall?]
7. Julie will sweep the floor. Repeat.
8. Julie will sweep the floor. Transform: not. --- [Julie will not sweep the floor.]
9. Dad and Julie painted the table. Repeat.
10. Dad and Julie painted the table. Transform: what. --- [What did dad and Julie paint?]

## Basic Sentence Expansion Drill

Listen to the teacher and repeat the sentences.

Page 20

1. Mary spent her money.
2. Mary spent her money to buy that dress.
3. Mary spent all her money to buy that dress.
4. Mary spent all her money to buy that red dress.
5. Mary spent all her money to buy that beautiful red dress.
6. Mary and Rose spent their money to buy that beautiful red dress.

## Intermediate Sentence Expansion Drill

Listen to the teacher and follow the instructions.

Page 21

1. Mary spent her money. Repeat.
2. Mary spent her money. Add: to buy that dress. --- [Mary spent her money to buy that dress.]
3. Mary spent her money to buy that dress. Add: all. --- [Mary spent all her money to buy that dress.]
4. Mary spent all her money to buy that dress. Add: red. --- [Mary spent all her money to buy that red dress.]
5. Mary spent all her money to buy that red dress. Add: beautiful. --- [Mary spent all her money to buy that beautiful red dress.]
6. Mary spent all her money to buy that beautiful red dress. Add: Diana. --- [Mary and Diana spent all their money to buy that beautiful red dress.]

## Mixed Drill

Listen to the teacher and follow the instructions.

Page 22

1. Diana put the food in the fridge. Repeat.
2. Diana put the food in the fridge. Add: white. --- [Diana put the food in the white fridge.]
3. Diana put the food in the white fridge. Change: stored. --- [Diana stored the food in the white fridge.]
4. Diana stored the food in the white fridge. Add: delicious. --- [Diana stored the delicious food in the white fridge.]
5. Diana stored the delicious food in the white fridge. Change: we. --- [We stored the delicious food in the white fridge.]
6. We stored the delicious food in the white fridge. Change: cabinet. --- [We stored the delicious food in the white cabinet.]
7. We stored the delicious food in the white cabinet. Change: jewels. --- [We stored the jewels in the white cabinet.]

## Mixed Drill

Listen to the teacher and follow the instructions.

Page 23

8. We stored the jewels in the white cabinet. Change: pieces of paper. --- [We stored the pieces of paper in the white cabinet.]

9. We stored the pieces of paper in the white cabinet: Change: office. --- [We stored the pieces of paper in the office.]

10. We stored the pieces of paper in the office. Change: tore. --- [We tore the pieces of paper in the office.]

11. We tore the pieces of paper in the office. Add: old. --- [We tore the old pieces of paper in the office.]

12. We tore the old pieces of paper in the office. Transform: not. --- [We didn't tear the old pieces of paper in the office.]

13. We didn't tear the old pieces of paper in the office. Transform: what. ---- [What didn't we tear in the office?]

## Transformation Drill

Listen to the teacher and follow the instructions.

Page 24

1. She spent the money I gave her. Repeat.
2. She spent the money I gave her. Transform: who. --- [Who spent the money I gave her?]
3. My cousin tore the sheet of paper into two. Repeat
4. My cousin tore the sheet of paper into two. Transform: what. --- [What did my cousin tear into two?]
5. The students are sweeping the floor. Repeat.
6. The students are sweeping the floor. Transform: not. --- [The students are not sweeping the floor.]
7. Mom stored the food in the basket. Repeat.
8. Mom stored the food in the basket. Transform: where. --- [Where did mom store the food?]
9. Yesterday, Mr. Jones painted that wall and swept the floor. Repeat.
10. Yesterday, Mr. Jones painted that wall and swept the floor. Transform: when. --- [When did Mr. Jones paint that wall and sweep the floor?]



## Question and Answer with Prompt Drill

Listen and answer the questions in complete sentences.

Page 25

1. What are the three forms of tear? --- The three forms of tear are ... [The three forms of tear are tear – tore – torn.]
2. What am I doing? --- You're tearing ... [You're tearing a piece of paper. ]
3. Where do we generally store our food? --- We generally store ... [We generally store our food in the fridge.]
4. How much did you spend to buy your cellphone? --- I spent ... [I spent to buy my cellphone.]
5. Do you spend much of your time watching TV?  
--- Yes, I spend ... [Yes, I spend much of my time watching TV.]  
--- No, I don't spend ... [No, I don't spend much of my time watching TV.]

## Question and Answer with Prompt Drill

Listen and answer the questions in complete sentences.

Page 26

6. Do you spend time traveling?

--- Yes, I spend... [Yes, I spend time traveling.]

--- No, I don't spend... [No, I don't spend time traveling.]

7. What are the three forms of sweep? --- The three forms of sweep are ... [The three forms of sweep are sweep – swept – swept.]

8. What do we use to sweep our floors? --- We use a ... [We use a broom to sweep our floors.]

9. What's another meaning of paint? --- Another meaning of paint is ... [Another meaning of paint is to make a picture and put color on it.]

10. Give me an example please. --- Leonardo da Vinci painted ... [Leonardo da Vinci painted the Mona Lisa.]

**Verb-based Question Exercise**

Read the sentences and replace the underlined words with proper words from the box.

plane	sweets	door	days	dirt	dress
-------	--------	------	------	------	-------

Example: The bird is flying in the sky. plane

1. I spend my time doing nothing.
2. The woman is tearing the paper slowly.
3. My grandma stores the food in the kitchen cabinet.
4. I will sweep the floor later.
5. They paint the wall with the color brown.

Page 27


**VOCABULARY**

Listen and repeat the words and sentences.

Page 28

Please refer to the definition files.





30

## Repetition Drill

Listen to the teacher and repeat the sentences.

Page 31

1. Somebody ate my cookies!
2. My friends and I drank five bottles of red wine.
3. My nephew likes tomatoes.
4. I eat toast and drink a glass of tomato juice for my breakfast.
5. The children are eating oranges.
6. Oranges, apples and bananas are fruits.
7. Vegetables are good for the body.
8. I like strawberry salad more than vegetable salad.
9. She bought the strawberries in the supermarket.
10. We put sugar in our coffee to make it sweet.
11. I ate sausages and eggs this morning.
12. The soup is delicious.

## Pronunciation Repetition Drill

Listen to the teacher and repeat the words.

Page 32

1. vegetables
2. salad
3. delicious
4. strawberry
5. breakfast
6. sausage
7. orange



## Basic Single-slot Substitution Drill

Listen to the teacher and repeat the sentences.

Page 33

1. I ate an orange yesterday.
2. I ate a strawberry yesterday.
3. I ate a tomato yesterday.
4. She ate a tomato yesterday.
5. She ate a cookie yesterday.
6. She ate toast yesterday.
7. She bought toast yesterday.
8. She bought a salad yesterday.
9. She bought a sausage yesterday.
10. She bought vegetables yesterday.

## Intermediate Single-slot Substitution Drill

Listen to the teacher and follow the instructions.

Page 34

1. I ate an orange yesterday. Repeat.
2. I ate an orange yesterday. Change: strawberry. --- [I ate a strawberry yesterday.]
3. I ate a strawberry yesterday. Change: tomato. --- [I ate a tomato yesterday.]
4. I ate a tomato yesterday. Change: she. --- [She ate a tomato yesterday.]
5. She ate a tomato yesterday. Change: cookie. --- [She ate a cookie yesterday.]
6. She ate a cookie yesterday. Change: toast. --- [She ate toast yesterday.]
7. She ate toast yesterday. Change: bought. --- [She bought toast yesterday.]
8. She bought toast yesterday. Change: salad. --- [She bought a salad yesterday.]
9. She bought a salad yesterday. Change: sausage. --- [She bought a sausage yesterday.]
10. She bought a sausage yesterday. Change: vegetables. --- [She bought vegetables yesterday.]

## Basic Sentence Expansion Drill

Listen to the teacher and repeat the sentences.

Page 35

1. My boss drank wine.
2. My boss drank a glass of wine.
3. My boss drank a glass of cold wine.
4. My boss and I drank a glass of cold wine.
5. My boss and I drank a glass of cold, red wine.
6. My boss and I drank a glass of cold, red wine yesterday.
7. My boss and I drank two glasses of cold, red wine yesterday.

## Intermediate Sentence Expansion Drill

Listen to the teacher and follow the instructions.

Page 36

1. My boss drank wine. Repeat.
2. My boss drank wine. Add: glass. --- [My boss drank a glass of wine.]
3. My boss drank a glass of wine. Add: cold. --- [My boss drank a glass of cold wine.]
4. My boss drank a glass of cold wine. Add: I. --- [My boss and I drank a glass of cold wine.]
5. My boss and I drank a glass of cold wine. Add: red. --- [My boss and I drank a glass of cold, red wine.]
6. My boss and I drank a glass of cold, red wine. Add: yesterday. --- [My boss and I drank a glass of cold, red wine yesterday.]
7. My boss and I drank a glass of cold, red wine yesterday. Add: two. --- [My boss and I drank two glasses of cold, red wine yesterday.]

## Mixed Drill

Listen to the teacher and follow the instructions.

Page 37

1. He buys vegetables. Repeat.
2. He buys vegetables. Change: bought. --- [He bought vegetables.]
3. He bought vegetables. Add: wine. --- [He bought vegetables and wine.]
4. He bought vegetables and wine. Change: will buy. --- [He will buy vegetables and wine.]
5. He will buy vegetables and wine. Add: a bottle of. --- [He will buy vegetables and a bottle of wine.]
6. He will buy vegetables and a bottle of wine. Add: drink. --- [He will buy vegetables and drink a bottle of wine.]
7. He will buy vegetables and drink a bottle of wine. Change: eat. --- [He will eat vegetables and drink a bottle of wine.]
8. He will eat vegetables and drink a bottle of wine. Change: juice. --- [He will eat vegetables and drink a bottle of juice.]
9. He will eat vegetables and drink a bottle of juice. Change: toast. --- [He will eat toast and drink a bottle of juice.]

## Transformation Drill

Listen to the teacher and follow the instructions.

Page 38

1. She bought the strawberries in the supermarket. Repeat.
2. She bought the strawberries in the supermarket. Transform: where. --- [Where did she buy the strawberries?]
3. We put sugar in our coffee to make it sweet. Repeat.
4. We put sugar in our coffee to make it sweet. Transform: what. --- [What do we put in our coffee to make it sweet?]
5. I ate sausages and some eggs this morning. Repeat.
6. I ate sausages and some eggs this morning. Transform: when. --- [When did I eat sausages and some eggs?]
7. The children are eating oranges. Repeat.
8. The children are eating oranges. Transform: who. --- [Who are eating oranges?]
9. I like strawberry salad more than vegetable salad. Repeat.
10. I like strawberry salad more than vegetable salad. Transform: not. --- [I don't like strawberry salad more than vegetable salad.]

**Verb-based Question Exercise**

Give the verbs in the given tenses and make sentences using given words.

Example: break (simple past) wine, Mark  
*broke - Mark broke the bottle of wine.*

- |         |                      |                |
|---------|----------------------|----------------|
| 1. cut  | (simple past)        | tomato, table  |
| 2. make | (present continuous) | salad, house   |
| 3. give | (simple future)      | juice, brother |
| 4. hide | (simple present)     | cookie, car    |
| 5. fall | (simple past)        | orange, ground |

- 1. They will play with the ball tomorrow.**
- 2. The plane will fly tonight.**
- 3. My sister will pay for our food on Sunday.**
- 4. Her mom will buy and pay for all the clothes.**
- 5. She will point at the picture.**
- 6. I will act on the stage as Juliet.**
- 7. My father will act fast to come home early.**
- 8. Your dog will follow you.**



- 1. She spent the money I gave her.**
- 2. My cousin tore the paper into two.**
- 3. The students are sweeping the floor.**
- 4. We will use the big basket to store our food.**
- 5. Yesterday, Mr. Jones painted that wall and swept the floor.**

- 1. Somebody ate my cookies!**
- 2. My friends and I drank five bottles of red wine.**
- 3. My nephew likes tomatoes.**
- 4. I eat toast and drink a glass of tomato juice for my breakfast.**
- 5. The children are eating oranges.**
- 6. Oranges, apples and bananas are fruits.**

- 7. Vegetables are good for the body.**
- 8. I like strawberry salad more than vegetable salad.**
- 9. She bought the strawberries in the supermarket.**
- 10. We put sugar in our coffee to make it sweet.**
- 11. I ate sausages and eggs this morning.**
- 12. The soup is delicious.**

## Pronunciation Sentence Drill

Read the sentences.

1. I pay \$500 for the ball.
2. I play with the ball.
3. I pay \$500 to play with the ball.
4. I paid \$50 to play all day.
5. She played all day without paying.

Page 44

## Intermediate Single-slot Substitution Drill

Listen to the teacher and follow the instructions.

Page 45

1. We will buy a book tomorrow.
2. We will buy a book tomorrow. Change: she. --- [She will buy a book tomorrow.]
3. She will buy a book tomorrow. Change: balls. --- [She will buy some balls tomorrow.]
4. She will buy some balls tomorrow. Change: shall. --- [She shall buy some balls tomorrow.]
5. She shall buy some balls tomorrow. Change: fruits. --- [She shall buy some fruits tomorrow.]
6. She shall buy some fruits tomorrow. Change: clothes. --- [She shall buy some clothes tomorrow.]
7. She shall buy some clothes tomorrow. Change: bags. --- [She shall buy some bags tomorrow.]
8. She shall buy some bags tomorrow. Change: tonight. --- [She shall buy some bags tonight.]

## Pronunciation Repetition Drill

Listen to the teacher and repeat the words.

Page 46

1. vegetables
2. salad
3. delicious
4. strawberry
5. breakfast
6. sausage
7. orange

## Transformation Drill

Listen to the teacher and follow the instructions.

Page 47

1. Her mom will buy and pay for all the clothes. Repeat.
2. Her mom will buy and pay for all the clothes. Transform: who. --- [Who will buy and pay for all the clothes?]
3. I will pay the beautiful lady tomorrow for the flower. Repeat.
4. I will pay the beautiful lady tomorrow for the flower. Transform: when. --- [When will you pay the beautiful lady for the flower?]
5. My sister will pay for our food on Sunday. Repeat.
6. My sister will pay for our food on Sunday. Transform: not. --- [My sister won't pay for our food on Sunday.]

## Transformation Drill

Listen to the teacher and follow the instructions.

Page 48

7. The plane will fly tonight. Repeat.
8. The plane will fly tonight. Transform: what. --- [What will fly tonight?]
9. I will act on the stage as Juliet on Monday. Repeat.
10. I will act on the stage as Juliet on Monday. Transform: where. --- [Where will you act as Juliet on Monday?]
11. Jack will work hard because the pay is good. Repeat.
12. Jack will work hard because the pay is good. Transform: who. --- [Who will work hard because the pay is good?]



## Basic Single-slot Substitution Drill

Listen to the teacher and repeat the sentences.

Page 49

1. I ate an orange yesterday.
2. I ate a strawberry yesterday.
3. I ate a tomato yesterday.
4. She ate a tomato yesterday.
5. She ate a cookie yesterday.
6. She ate toast yesterday.
7. She bought toast yesterday.
8. She bought a salad yesterday.
9. She bought a sausage yesterday.
10. She bought vegetables yesterday.

## Intermediate Single-slot Substitution Drill

Listen to the teacher and follow the instructions.

Page 50

1. We will buy a book tomorrow. Repeat.
2. We will buy a book tomorrow. Change: she. --- [She will buy a book tomorrow.]
3. She will buy a book tomorrow. Change: balls. --- [She will buy some balls tomorrow.]
4. She will buy some balls tomorrow. Change: shall. --- [She shall buy some balls tomorrow.]
5. She shall buy some balls tomorrow. Change: fruits. --- [She shall buy some fruits tomorrow.]
6. She shall buy some fruits tomorrow. Change: clothes. --- [She shall buy some clothes tomorrow.]
7. She shall buy some clothes tomorrow. Change: bags. --- [She shall buy some bags tomorrow.]
8. She shall buy some bags tomorrow. Change: tonight. --- [She shall buy some bags tonight.]

## Question and Answer with Prompt Drill

Listen and answer the questions in complete sentences.

Page 51

1. What are the three forms of tear? --- The three forms of tear are ... [The three forms of tear are tear – tore – torn.]
2. What am I doing? --- You're tearing ... [You're tearing a piece of paper. ]
3. Where do we generally store our food? --- We generally store ... [We generally store our food in the fridge.]
4. How much did you spend to buy your cellphone? --- I spent ... [I spent to buy my cellphone.]
5. Do you spend much of your time watching TV?  
--- Yes, I spend ... [Yes, I spend much of my time watching TV.]  
--- No, I don't spend ... [No, I don't spend much of my time watching TV.]

## Question and Answer with Prompt Drill

Listen and answer the questions in complete sentences.

Page 52

6. Do you spend time traveling?

--- Yes, I spend ... [Yes, I spend time traveling.]

--- No, I don't spend ... [No, I don't spend time traveling.]

7. What are the three forms of sweep? --- The three forms of sweep are ... [The three forms of sweep are sweep – swept – swept.]

8. What do we use to sweep our floors? --- We use a ... [We use a broom to sweep our floors.]

9. What's another meaning of paint? --- Another meaning of paint is ... [Another meaning of paint is to make a picture and put color on it.]

10. Give me an example please. --- Leonardo da Vinci painted ... [Leonardo da Vinci painted the Mona Lisa.]

## Intermediate Single-slot Substitution Drill

Listen to the teacher and follow the instructions.

Page 53

1. Mr. Jones will paint the wall. Repeat.
2. Mr. Jones will paint the wall. Change: painted. --- [Mr. Jones painted the wall.]
3. Mr. Jones painted the wall. Change: table. --- [Mr. Jones painted the table.]
4. Mr. Jones painted the table. Change: dad. --- [Dad painted the table.]
5. Dad painted the table. Change: floor. --- [Dad painted the floor.]
6. Dad painted the floor. Change: we. --- [We painted the floor.]
7. We painted the floor. Change: will sweep. --- [We will sweep the floor.]
8. We will sweep the floor. Change: Julie. --- [Julie will sweep the floor.]
9. Julie will sweep the floor. Change: swept. --- [Julie swept the floor.]
10. Julie swept the floor. Change: sweeping. --- [Julie is sweeping the floor.]

## Basic Single-slot Substitution Drill

Listen to the teacher and repeat the sentences.

Page 54

1. Mr. Jones will paint the wall.
2. Mr. Jones painted the wall.
3. Mr. Jones painted the table.
4. My dad painted the table.
5. My dad painted the floor.
6. My dad will paint the floor.
7. My dad will sweep the floor.
8. Her friend will sweep the floor.
9. Her friend swept the floor.
10. Her friend is sweeping the floor.

## Verb-based Question Exercise

Give the verbs in the given tenses and make sentences using given words.

Example: break (simple past) wine, Mark  
broke - Mark broke the bottle of wine.

- |         |                      |                |
|---------|----------------------|----------------|
| 1. cut  | (simple past)        | tomato, table  |
| 2. make | (present continuous) | salad, house   |
| 3. give | (simple future)      | juice, brother |
| 4. hide | (simple present)     | cookie, car    |
| 5. fall | (simple past)        | orange, ground |

## Intermediate Single-slot Substitution Drill

Listen to the teacher and follow the instructions.

Page 56

1. I ate an orange yesterday. Repeat.
2. I ate an orange yesterday. Change: strawberry. --- [I ate a strawberry yesterday.]
3. I ate a strawberry yesterday. Change: tomato. --- [I ate a tomato yesterday.]
4. I ate a tomato yesterday. Change: she. --- [She ate a tomato yesterday.]
5. She ate a tomato yesterday. Change: cookie. --- [She ate a cookie yesterday.]
6. She ate a cookie yesterday. Change: toast. --- [She ate toast yesterday.]
7. She ate toast yesterday. Change: bought. --- [She bought toast yesterday.]
8. She bought toast yesterday. Change: salad. --- [She bought a salad yesterday.]
9. She bought a salad yesterday. Change: sausage. --- [She bought a sausage yesterday.]
10. She bought a sausage yesterday. Change: vegetables. --- [She bought vegetables yesterday.]



## Writing Exercise

Listen and type the sentences in the chat box.

Page 57


1. I will play with the ball tomorrow.
2. She spent the money I gave her.
3. The children are eating oranges.
4. She bought the strawberries in the supermarket.
5. Mr. Jones painted the table.
6. I like strawberry salad more than vegetable salad.
7. Diana put the food in the white fridge.

**VOCABULARY**

Listen and repeat the words and sentences.

Page **58**

Please refer to the definition files.



## Repetition Drill

Listen to the teacher and repeat the sentences.

Page 60

1. I sometimes wave my hand to say 'hi'.
2. Anna said goodbye to my friends before going home.
3. She's so dear to me!
4. I need to go to school now. Bye!
5. Mother kissed her on the cheek.
6. We welcomed our visitors with a warm smile.
7. My sister hugged our little brother.
8. Father kisses us on the forehead before we sleep.

## Basic Single-slot Substitution Drill

Listen to the teacher and repeat the sentences.

Page 61

1. My daughter said goodbye to us.
2. My daughter said good night to us.
3. My son said good night to us.
4. My son said good night to me.
5. My son said good bye to me.
6. My dear said good bye to me.
7. My dear said good afternoon to me.

## Intermediate Single-slot Substitution Drill

Listen to the teacher and follow the instructions.

Page 62

1. My daughter said goodbye to us. Repeat.
2. My daughter said goodbye to us. Change: good night. --- [My daughter said good night to us.]
3. My daughter said good night to us. Change: son. --- [My son said good night to us.]
4. My son said good night to us. Change: me. --- [My son said good night to me.]
5. My son said good night to me. Change: goodbye. --- [My son said goodbye to me.]
6. My son said goodbye to me. Change: dear. --- [My dear said goodbye to me.]
7. My dear said goodbye to me. Change: she. --- [She said goodbye to me.]

## Basic Sentence Expansion Drill

Listen to the teacher and repeat the sentences.

Page 63

1. I said goodbye.
2. Yesterday, I said goodbye.
3. Yesterday, Maria and I said goodbye.
4. Yesterday, Maria and I said goodbye and waved our hands.
5. Yesterday, Maria and I said goodbye to them and waved our hands.

## Intermediate Sentence Expansion Drill

Listen to the teacher and follow the instructions.

Page 64

1. I said goodbye. Repeat.
2. I said goodbye. Add: yesterday. --- [Yesterday, I said goodbye.]
3. Yesterday, I said goodbye. Add: Maria. --- [Yesterday, Maria and I said goodbye.]
4. Yesterday, Maria and I said goodbye. Add: waved our hands. --- [Yesterday, Maria and I said goodbye and waved our hands.]
5. Yesterday, Maria and I said goodbye and waved our hands. Add: to them. --- [Yesterday, Maria and I said goodbye to them and waved our hands.]



## Transformation Drill

Listen to the teacher and follow the instructions.

Page 65

1. We welcomed our visitors with a warm smile. Repeat.
2. We welcomed our visitors with a warm smile. Transform: how. --- [How did we welcome our visitors?]
3. My sister hugged our little brother. Repeat.
4. My sister hugged our little brother. Transform: who. --- [Who hugged our little brother?]
5. Mother kissed her on the cheek. Repeat.
6. Mother kissed her on the cheek. Transform: where. --- [Where did my mother kiss her?]
7. Mary gave her a kiss before going to school. Repeat.
8. Mary gave her a kiss before going to school. Transform: what. --- [What did Mary give her before going to school?]
9. We are all welcome to go to the party. Repeat.
10. We are all welcome to go to the party. Transform: not. --- [We are not all welcome to go to the party.]

## Mixed Drill

Listen to the teacher and follow the instructions.

Page 66

1. We said goodbye. Repeat.
2. We said goodbye. Add: to each other. --- [We said goodbye to each other.]
3. We said goodbye to each other. Change: Maria and Justin. --- [Maria and Justin said goodbye to each other.]
4. Maria and Justin said goodbye to each other. Change: good morning. --- [Maria and Justin said good morning to each other.]
5. Maria and Justin said good morning to each other. Change: they. --- [They said good morning to each other.]
6. They said good morning to each other. Add: hug. --- [They said good morning and hugged each other.]

## Minimal Pair Repetition Drill

Listen to the teacher and repeat the words.

Page 67

1. kiss, kids
2. bye, die
3. night, light
4. wave, wait

**JUMBLED SENTENCES**

Reorder the words to make a grammatical sentence.

1. hand / I / hi / my / wave / to / say /.
2. home / Anna / goodbye / said / going / before /.
3. the / on / father / we / us / kisses / sleep / before / forehead /.
4. kisses / my / welcomed / with / me / parents / and / hugs /.
5. now/ bye / dear / for /.

Page 68


- [1. I wave my hand to say 'hi'.]
- [2. Anna said goodbye before going home.]
- [3. Father kisses us on the forehead before we sleep.]
- [4. My parents welcomed me with hugs and kisses.]
- [5. Bye for now, dear!]

**VOCABULARY**

Listen and repeat the words and sentences.

Page **69**

Please refer to the definition files.









## Repetition Drill

Listen to the teacher and repeat the sentences.

Page 73

1. I prefer red to pink.
2. Perhaps, going to the theater together is fun.
3. They drove and reached this point of the town.
4. The price of the gasoline went up.
5. North, south, east and west are the four cardinal points.
6. Amy will go south for her vacation.
7. She lives away from her family.
8. I can't walk any farther.
9. I live near the park.
10. The time now is 2:45. It's nearly 3:00.

## Pronunciation Repetition Drill

Listen to the teacher and repeat the words.

Page 74

1. farther
2. nearly
3. north
4. perhaps
5. prefer
6. park

## Basic Single-slot Substitution Drill

Listen to the teacher and repeat the sentences.

Page 75

1. The train is moving fast going north of the city.
2. The train is moving slowly going north of the city.
3. The horse is moving slowly going north of the city.
4. The horse is running slowly going north of the city.
5. The horse is running slowly going east of the city.
6. The horse is running slowly going east of the mountain.
7. The man is running slowly going east of the mountain.
8. The man is walking slowly going east of the mountain.
9. The man is walking slowly going up the mountain.

## Intermediate Single-slot Substitution Drill

Listen to the teacher and follow the instructions.

Page 76

1. The train runs fast going north of the city. Repeat.
2. The train runs fast going north of the city. Change: slowly. --- [The train runs slowly going north of the city.]
3. The train runs slowly going north of the city. Change: horse. --- [The horse runs slowly going north of the city.]
4. The horse runs slowly going north of the city. Change: east. --- [The horse runs slowly going east of the city.]
5. The horse runs slowly going east of the city. Change: mountain. --- [The horse runs slowly going east of the mountain.]
6. The horse runs slowly going east of the mountain. Change: man. --- [The man runs slowly going east of the mountain.]
7. The man runs slowly going east of the mountain. Change: walks. --- [The man walks slowly going east of the mountain.]
8. The man walks slowly going east of the mountain. Change: up. --- [The man walks slowly going up the mountain.]

## Basic Sentence Expansion Drill

Listen to the teacher and repeat the sentences.

Page 77

1. Living away from home is sad.
2. Living farther away from home is sad.
3. Perhaps, living farther away from home is sad.
4. Perhaps, living farther away from home is very sad.
5. Perhaps, living farther away from home now is very sad.

## Intermediate Sentence Expansion Drill

Listen to the teacher and follow the instructions.

Page 78

1. Living away from home is sad. Repeat.
2. Living away from home is sad. Add: farther. --- [Living farther away from home is sad.]
3. Living farther away from home is sad. Add: perhaps. --- [Perhaps, living farther away from home is sad.]
4. Perhaps, living farther away from home is sad. Add: very. --- [Perhaps, living farther away from home is very sad.]

## Mixed Drill

Listen to the teacher and follow the instructions.

Page 79

1. I almost forgot the way to the church. Repeat.
2. I almost forgot the way to the church. Add: old. --- [I almost forgot the way to the old church.]
3. I almost forgot the way to the old church. Change: nearly. --- [I nearly forgot the way to the old church.]
4. I nearly forgot the way to the old church. Change: school. --- [I nearly forgot the way to the old school.]
5. I nearly forgot the way to the old school. Change: we. --- [We nearly forgot the way to the old school.]
6. We nearly forgot the way to the old school. Add: shortest. --- [We nearly forgot the shortest way to the old school.]

## Transformation Drill

Listen to the teacher and follow the instructions.

Page 80

1. The policeman said that the forest was in the north. Repeat.
2. The policeman said that the forest was in the north. Transform: who. --- [Who said that the forest was in the north?]
3. I prefer basketball to soccer. Repeat.
4. I prefer basketball to soccer. Transform: what. --- [What other sports do you prefer to soccer?]
5. We can see many flowers in the south. Repeat.
6. We can see many flowers in the south. Transform: where. --- [Where can we see many flowers?]
7. We will meet at this point of the field tonight. Repeat.
8. We will meet at this point of the field tonight. Transform: when. --- [When will we meet at this point of the field?]
9. My teacher lives near the sea. Repeat.
10. My teacher lives near the sea. Transform: not. --- [My teacher doesn't live near the sea.]



## Sound (phoneme) Identification Drill

Listen to the teacher, repeat, and tick the correct sound.

	/i/	/i:/		/i/	/i:/
1. th <u>ee</u>			7. ma <u>n</u> y		
2. fa <u>m</u> ily			8. s <u>e</u> a		
3. betw <u>ee</u> n			9. slow <u>l</u> y		
4. nea <u>r</u> ly			10. w <u>e</u>		
5. t <u>ea</u>			11. s <u>ee</u>		
6. ci <u>t</u> y			12. v <u>e</u> ry		

Page 81

[/i/ ---- family, nearly, city, many, slowly, very]

[/i:/ ---- three, between, tea, sea, we, see]

Choose the correct word that fits the sentence.

1. It's (near, nearly) five o'clock! We need to do this now.
2. Going (up, upper) was difficult for my grandmother.
3. The shop was (far, farther) down the road.
4. My neighbor moved (near, away) last week.
5. I'm not sure where they are. (Surely, Perhaps,) they're in the mall.

Page 82

[1. nearly, 2. up, 3. farther, 4. away, 5. Perhaps]