

VOCABULARY

Listen and repeat the words and sentences.

Page **83**

Please refer to the definition files.





Repetition Drill

Listen to the teacher and repeat the sentences.

Page 86

1. He loves food; he eats anywhere.
2. I pass the central park on my way to school.
3. I bought this bed downtown.
4. My sister was sitting at a nearby table.
5. My office is on the northern side of the building.
6. The southern girl was really beautiful.
7. It's dangerous to travel in the western part of the town.
8. Japan is in Eastern Asia.
9. We stopped at the gasoline station last night.
10. Anna parked her car nearby.

Basic Single-slot Substitution Drill

Listen to the teacher and repeat the sentences.

Page 87

1. She is driving in the central village with her husband.
2. She is driving in the nearby village with her husband.
3. She is driving in the northern village with her husband.
4. Elizabeth is driving in the northern village with her husband.
5. Elizabeth is driving in the southern village with her husband.
6. Elizabeth is driving in the southern village with her mom.
7. Elizabeth is driving in the eastern village with her mom.
8. They are driving in the eastern village with their mom.
9. They are driving in the western village with their mom.
10. They are driving in the western village with their children.

Intermediate Single-slot Substitution Drill

Listen to the teacher and follow the instructions.

Page 88

1. She is driving in the central village with her husband. Repeat.
2. She is driving in the central village with her husband. Change: nearby. ---
[She is driving in the nearby village with her husband.]
3. She is driving in the nearby village with her husband. Change: northern. ---
[She is driving in the northern village with her husband.]
4. She is driving in the northern village with her husband. Change: Elizabeth. ---
[Elizabeth is driving in the northern village with her husband.]
5. Elizabeth is driving in the northern village with her husband. Change:
southern. --- [Elizabeth is driving in the southern village with her husband.]
6. Elizabeth is driving in the southern village with her husband. Change: mom. -
- [Elizabeth is driving in the southern village with her mom.]
7. Elizabeth is driving in the southern village with her mom. Change: eastern. ---
[Elizabeth is driving in the eastern village with her mom.]
8. Elizabeth is driving in the eastern village with her mom. Change: they. ---
[They are driving in the eastern village with their mom.]
9. They are driving in the eastern village with their mom. Change: western. ---
[They are driving in the western village with their mom.]
10. They are driving in the western village with their mom. Change: children. ---
[They are driving in the western village with their children.]

Mixed Drill

Listen to the teacher and follow the instructions.

Page 89

1. My neighbor parked her car nearby. Repeat.
2. My neighbor parked her car nearby. Change: at the station. --- [My neighbor parked her car at the station.]
3. My neighbor parked her car at the station. Add: central. --- [My neighbor parked her car at the central station.]
4. My neighbor parked her car at the central station. Change: sister. --- [My sister parked her car at the central station.]
5. My sister parked her car at the central station. Change: downtown. --- [My sister parked her car downtown.]
6. My sister parked her car downtown. Change: professor. --- [My professor parked her car downtown.]
7. My professor parked her car downtown. Change: drives. --- [My professor drives her car downtown.]
8. My professor drives her car downtown. Add: blue. --- [My professor drives her blue car downtown.]
9. My professor drives her blue car downtown. Add: slowly. --- [My professor slowly drives her blue car downtown.]
10. My professor slowly drives her blue car downtown. Change: anywhere. --- [My professor slowly drives her blue car anywhere.]

Transformation Drill

Listen to the teacher and follow the instructions.

Page 90

1. The vehicle is parked at the gasoline station. Repeat.
2. The vehicle is parked at the gasoline station. Transform: where. --- [Where is the vehicle parking?]
3. There are a lot of people downtown on the weekend. Repeat.
4. There are a lot of people downtown on the weekend. Transform: when. --- [When are there a lot of people downtown?]
5. I can go anywhere. Repeat.
6. I can go anywhere. Transform: not. --- [I can't go anywhere.]
7. We like the central park. Repeat.
8. We like the central park. Transform: who. --- [Who like the central park?]
9. The students at the nearby table are very noisy. Repeat.
10. The students at the nearby table are very noisy. Transform: where. --- [Where are the very noisy students?]

Sound (phoneme) Identification Drill

Listen to the teacher, repeat, and tick the correct sound.

	/e/	/i:/		/e/	/i:/
1. <u>a</u> n anywhere			5. <u>t</u> ree		
2. <u>c</u> entral			6. <u>e</u> astern		
3. <u>e</u> ast			7. <u>w</u> estern		
4. <u>w</u> est					

[/e/ ---- anywhere, central, west, western]

[/i:/ ---- east, tree, eastern]

Correct or Incorrect Exercise

Listen and tell whether the sentence is correct or incorrect.

Page 92

1. Those people at the nearby are having fun. --- [incorrect – remove “at the”]
2. We watched a show in the western. --- [incorrect – change “western” into “west”]
3. The tennis competition will be held downtown. --- [correct]
4. Most of them went to anywhere last summer. --- [incorrect – change “anywhere” to “somewhere”]
5. Trains are parked at the train station. --- [correct]

- 1. I sometimes wave my hand to say 'hi'.**
- 2. Anna said goodbye to my friends before going home.**
- 3. She's so dear to me!**
- 4. I need to go to school now. Bye!**
- 5. Mother kissed her on the cheek.**
- 6. We welcomed our visitors with a warm smile.**
- 7. My sister hugged our little brother.**
- 8. Father kisses us on the forehead before we sleep.**

- 1. I prefer red to pink.**
- 2. Perhaps, going to the theater together is fun.**
- 3. They drove and reached this point of the town.**
- 4. The price of the gasoline went up.**
- 5. North, south, east and west are the four cardinal points.**

- 6. Amy will go south for her vacation.**
- 7. She lives away from her family.**
- 8. I can't walk any farther.**
- 9. I live near the park.**
- 10. The time now is 2:45. It's nearly 3:00.**

- 1. He loves food; he eats anywhere.**
- 2. I pass the central park on my way to school.**
- 3. I bought this bed downtown.**
- 4. My sister was sitting at a nearby table.**
- 5. My office is on the northern side of the building.**

- 6. The southern girl was really beautiful.**
- 7. It's dangerous to travel in the western part of the town.**
- 8. Japan is in Eastern Asia.**
- 9. We stopped at the gasoline station last night.**
- 10. Anna parked her car nearby.**

Minimal Pair Repetition Drill

Listen to the teacher and repeat the words.

Page 98

1. kiss, kids
2. bye, die
3. night, light
4. wave, wait

Basic Single-slot Substitution Drill

Listen to the teacher and repeat the sentences.

Page 99

1. My daughter said goodbye to us.
2. My daughter said good night to us.
3. My son said good night to us.
4. My son said good night to me.
5. My son said goodbye to me.
6. My dear said goodbye to me.
7. My dear said good afternoon to me.

Pronunciation Repetition Drill

Listen to the teacher and repeat the words.

Page **100**

1. farther
2. nearly
3. north
4. perhaps
5. prefer
6. park

Mixed Drill

Listen to the teacher and follow the instructions.

Page 101

1. I almost forgot the way to the church. Repeat.
2. I almost forgot the way to the church. Add: old. --- [I almost forgot the way to the old church.]
3. I almost forgot the way to the old church. Change: nearly. --- [I nearly forgot the way to the old church.]
4. I nearly forgot the way to the old church. Change: school. --- [I nearly forgot the way to the old school.]
5. I nearly forgot the way to the old school. Change: we. --- [We nearly forgot the way to the old school.]
6. We nearly forgot the way to the old school. Add: shortest. --- [We nearly forgot the shortest way to the old school.]

Basic Sentence Expansion Drill

Listen to the teacher and repeat the sentences.

Page 102

1. Living away from home is sad.
2. Living farther away from home is sad.
3. Perhaps, living farther away from home is sad.
4. Perhaps, living farther away from home is very sad.
5. Perhaps, living farther away from home now is very sad.

Transformation Drill

Listen to the teacher and follow the instructions.

Page 103

1. The vehicle is parked at the gasoline station. Repeat.
2. The vehicle is parked at the gasoline station. Transform: where. --- [Where is the vehicle parking?]
3. There are a lot of people downtown on the weekend. Repeat.
4. There are a lot of people downtown on the weekend. Transform: when. --- [When are there a lot of people downtown?]
5. I can go anywhere. Repeat.
6. I can go anywhere. Transform: not. --- [I can't go anywhere.]
7. We like the central park. Repeat.
8. We like the central park. Transform: who. --- [Who like the central park?]
9. The students at the nearby table are very noisy. Repeat.
10. The students at the nearby table are very noisy. Transform: where. --- [Where are the very noisy students?]

Sound (phoneme) Identification Drill

Listen to the teacher, repeat, and tick the correct sound.

	/i/	/i:/		/i/	/i:/
1. th <u>ee</u>			7. ma <u>n</u> y		
2. fa <u>m</u> ily			8. s <u>ea</u>		
3. betw <u>ee</u> n			9. slow <u>l</u> y		
4. near <u>l</u> y			10. w <u>e</u>		
5. t <u>ea</u>			11. s <u>ee</u>		
6. ci <u>t</u> y			12. v <u>e</u> ry		

Page 104

[/i/ ---- family, nearly, city, many, slowly, very]

[/i:/ ---- three, between, tea, sea, we, see]

Basic Single-slot Substitution Drill

Listen to the teacher and repeat the sentences.

Page 105

1. She is driving in the central village with her husband.
2. She is driving in the nearby village with her husband.
3. She is driving in the northern village with her husband.
4. Elizabeth is driving in the northern village with her husband.
5. Elizabeth is driving in the southern village with her husband.
6. Elizabeth is driving in the southern village with her mom.
7. Elizabeth is driving in the eastern village with her mom.
8. They are driving in the eastern village with their mom.
9. They are driving in the western village with their mom.
10. They are driving in the western village with their children.

Sound (phoneme) Identification Drill

Listen to the teacher, repeat, and tick the correct sound.

	/e/	/i:/		/e/	/i:/
1. <u>a</u> n anywhere			5. tree		
2. <u>c</u> entral			6. <u>e</u> astern		
3. <u>e</u> ast			7. <u>w</u> estern		
4. <u>w</u> est					

Page 106

[/e/ ---- anywhere, central, west, western]

[/i:/ ---- east, tree, eastern]

Intermediate Single-slot Substitution Drill

Listen to the teacher and follow the instructions.

Page 107

1. My daughter said goodbye to us. Repeat.
2. My daughter said goodbye to us. Change: good night. --- [My daughter said good night to us.]
3. My daughter said good night to us. Change: son. --- [My son said good night to us.]
4. My son said good night to us. Change: me. --- [My son said good night to me.]
5. My son said good night to me. Change: goodbye. --- [My son said goodbye to me.]
6. My son said goodbye to me. Change: dear. --- [My dear said goodbye to me.]
7. My dear said goodbye to me. Change: she. --- [She said goodbye to me.]

1. hand / I / hi / my / wave / to / say /.
2. home / Anna / goodbye / said / going / before /.
3. the / on / father / we / us / kisses / sleep / before / forehead /.
4. kisses / my / welcomed / with / me / parents / and / hugs /.
5. now/ bye / dear / for /.

- [1. I wave my hand to say 'hi'.]
- [2. Anna said goodbye before going home.]
- [3. Father kisses us on the forehead before we sleep.]
- [4. My parents welcomed me with hugs and kisses.]
- [5. Bye for now, dear!]

Writing Exercise

Listen and type the sentences in the chat box.

Page 109



1. We welcomed our visitors with a warm smile.
2. Living away from home is sad.
3. My neighbor parked her car nearby.
4. We said goodbye.
5. The train is moving fast going north of the city.
6. Father kisses us on the forehead before we sleep.

VOCABULARY

Listen and repeat the words and sentences.

Page 110

Please refer to the definition files.





Repetition Drill

Listen to the teacher and repeat the sentences.

Page **113**

1. The stars are shining above.
2. We have to meet at the center of the room.
3. Dad put the piano in the corner.
4. His bottom lip was redder than his upper lip.
5. I am sitting next to a tall lady wearing a white dress.
6. The car stopped in the middle of the road.
7. Mom ran downstairs to open the door.
8. Children are playing outside.
9. They are waiting for us inside.
10. The policeman was standing on the road ahead.

Pronunciation Repetition Drill

Listen to the teacher and repeat the words.

Page **114**

1. center
2. downstairs
3. middle
4. corner
5. central

Basic Single-slot Substitution Drill

Listen to the teacher and repeat the sentences.

Page 115

1. My sister put that huge mirror in the corner yesterday.
2. My sister put that huge picture in the corner yesterday.
3. My daughter put that huge picture in the corner yesterday.
4. My daughter put that huge picture at the center of the room yesterday.
5. My daughter put that beautiful picture at the center of the room yesterday.
6. My daughter put that beautiful picture in the center of the wall yesterday.
7. My daughter put that beautiful picture in the center of the wall last week.
8. My daughter put that beautiful picture in the middle of the wall last week.
9. My cousin put that beautiful picture in the middle of the wall last week.
10. My cousin put that beautiful painting in the middle of the wall last week.

Basic Single-slot Substitution Drill

Listen to the teacher and repeat the sentences.

Page 116

1. The kids went out and watched the stars above.
2. The kids went outside and watched the stars above.
3. The students went outside and watched the stars above.
4. The students went outside and watched the plane above.
5. The students went outside and watched the plane ahead.

Intermediate Single-slot Substitution Drill

Listen to the teacher and follow the instructions.

Page 117

1. My sister put that huge mirror in the corner yesterday. Repeat.
2. My sister put that huge mirror in the corner yesterday. Change: picture. --- [My sister put that huge picture in the corner yesterday.]
3. My sister put that huge picture in the corner yesterday. Change: daughter. --- [My daughter put that huge picture in the corner yesterday.]
4. My daughter put that huge picture in the corner yesterday. Change: center of the room. --- [My daughter put that huge picture at the center of the room yesterday.]
5. My daughter put that huge picture at the center of the room yesterday. Change: beautiful. --- [My daughter put that beautiful picture at the center of the room yesterday.]
6. My daughter put that beautiful picture at the center of the room yesterday. Change: wall. --- [My daughter put that beautiful picture in the center of the wall yesterday.]
7. My daughter put that beautiful picture in the center of the wall yesterday. Change: last week. --- [My daughter put that beautiful picture in the center of the wall last week.]
8. My daughter put that beautiful picture in the center of the wall last week. Change: middle. --- [My daughter put that beautiful picture in the middle of the wall last week.]
9. My daughter put that beautiful picture in the middle of the wall last week. Change: cousin. --- [My cousin put that beautiful picture in the middle of the wall last week.]
10. My cousin put that beautiful picture in the middle of the wall last week. Change: painting. --- [My cousin put that beautiful painting in the middle of the wall last week.]

Intermediate Single-slot Substitution Drill

Listen to the teacher and follow the instructions.

Page **118**

1. The kids went out and watched the stars above. Repeat.
2. The kids went out and watched the stars above. Change: outside. --- [The kids went outside and watched the stars above.]
3. The kids went outside and watched the stars above. Change: students. --- [The students went outside and watched the stars above.]
4. The students went outside and watched the stars above. Change: plane. --- [The students went outside and watched the plane above.]
5. The students went outside and watched the plane above. Change: ahead. --- [The students went outside and watched the plane ahead.]
6. The students went outside and watched the plane ahead. Change: he. --- [He went outside and watched the plane ahead.]
7. He went outside and watched the plane ahead. Change: car. --- [He went outside and watched the car ahead.]
8. He went outside and watched the car ahead. Change: downstairs. --- [He went downstairs and watched the car ahead.]
9. He went downstairs and watched the car ahead. Change: television. --- [He went downstairs and watched the car on television.]
10. He went downstairs and watched the car on television. Change: inside. --- [He went inside and watched the car on television.]

Restatement Drill

Listen to the teacher and restate the sentences.

Page 119

1. Tell me not to go outside. --- [Don't go outside!]
2. Ask me to write my name at the bottom of the paper. --- [Please write your name at the bottom of the paper.]
3. Tell me that I'm next. --- [You're up next!]
4. Ask me to answer the phone downstairs. --- [Please answer the phone downstairs.]
5. Ask me to get inside. --- [Get inside, please.]

Verb-based Exercise

In three to five sentences, tell the way from your house to the train station.
Make sure to use prepositions.

For example:

**Go left then you will see a clothes shop. Turn right from there.
Cross the road then go right. You will see a coffee shop ahead.
Beside that coffee shop is the train station.**

VOCABULARY

Listen and repeat the words and sentences.

Page **121**

Please refer to the definition files.





Asking for and giving a reason -

Why and Because

Page **124**

We use 'why' to ask for an explanation or reason about something. Generally, the answer starts with 'because'.

For example:

A: Why did you eat all the pasta?

B: Because I was very hungry.

A: Why didn't John go to the party?

B: Because he was very tired.

Repetition Drill

Listen to the teacher and repeat the sentences.

Page 125

1. I will free the chicken from the cage because it's dying!
2. Why is the lady forming a heart with her hands in the air?
3. Women sometimes match the color of their shoes with their bags.
4. We ordered five hamburgers each because we were really hungry.
5. There were five orders of coffee.
6. We spell "tall" with two l's.
7. We add sugar to our coffee because we like it sweet.
8. The noise outside disturbs my sleeping baby.
9. The cold weather caused my illness.
10. The officer directed us to the toilet.
11. His secretary laid the books on the table because they were heavy.

Basic Single-slot Substitution Drill

Listen to the teacher and repeat the sentences.

Page 126

1. The little children can spell the words correctly.
2. The little children can spell the words well.
3. The little children can match the words well.
4. The small children can match the words well.
5. The small children can form the words well.
6. The small children can form the words better.
7. The small children can order the words better.
8. The small children can write the words better.

Intermediate Sentence Expansion Drill

Listen to the teacher and follow the instructions.

Page 127

1. Mom ordered a cake because it was my birthday. Repeat.
2. Mom ordered a cake because it was my birthday. Add: delicious. --- [Mom ordered a delicious cake because it was my birthday.]
3. Mom ordered a delicious cake because it was my birthday. Add: sliced. --- [Mom ordered and sliced a delicious cake because it was my birthday.]
4. Mom ordered and sliced a delicious cake because it was my birthday. Add: dad. --- [Mom and dad ordered and sliced a delicious cake because it was my birthday.]
5. Mom and dad ordered and sliced a delicious cake because it was my birthday. Add: on the table. --- [Mom and dad ordered and sliced a delicious cake on the table because it was my birthday.]
6. Mom and dad ordered and sliced a delicious cake on the table because it was my birthday. Add: chocolate. --- [Mom and dad ordered and sliced a delicious chocolate cake on the table because it was my birthday.]

Mixed Drill

Listen to the teacher and follow the instructions.

Page 128

1. My boss ordered a cake. Repeat.
2. My boss ordered a cake. Add: for me. --- [My boss ordered a cake for me.]
3. My boss ordered a cake for me. Add: delicious. --- [My boss ordered a delicious cake for me.]
4. My boss ordered a delicious cake for me. Change: husband. --- [My husband ordered a delicious cake for me.]
5. My husband ordered a delicious cake for me. Add: dear. --- [My dear husband ordered a delicious cake for me.]
6. My dear husband ordered a delicious cake for me. Change: pizza. --- [My dear husband ordered a delicious pizza for me.]

Mixed Drill

Listen to the teacher and follow the instructions.

Page 129

7. My dear husband ordered a delicious pizza for me. Change: dinner. --- [My dear husband ordered a delicious pizza for dinner.]
8. My dear husband ordered a delicious pizza for dinner. Change: sliced. --- [My dear husband sliced a delicious pizza for dinner.]
9. My dear husband sliced a delicious pizza for dinner. Add: yesterday. --- [Yesterday, my dear husband sliced a delicious pizza for dinner.]
10. Yesterday, my dear husband sliced a delicious pizza for dinner. Change: added. --- [Yesterday, my dear husband added a delicious pizza for dinner.]
11. Yesterday, my dear husband added a delicious pizza for dinner. Add: super. --- [Yesterday, my dear husband added a super delicious pizza for dinner.]

Transformation Drill

Listen to the teacher and follow the instructions.

Page 130

1. The employees are free to go now. Repeat.
2. The employees are free to go now. Transform: why. --- [Why are the employees free to go now?]
3. The accident caused this traffic. Repeat.
4. The accident caused this traffic. Transform: what. --- [What caused this traffic?]
5. Mr. Smith directed us to the supermarket. Repeat.
6. Mr. Smith directed us to the supermarket. Transform: why. --- [Why did Mr. Smith direct us to the supermarket?]
7. She laid the baby on the bed. Repeat.
8. She laid the baby on the bed. Transform: why. --- [Why did she lay the baby on the bed?]
9. That woman directed us to the library. Repeat.
10. That woman directed us to the library. Transform: why not. --- [Why did that woman not direct us to the library?]

Sound (phoneme) Matching Drill

Identify and match the words with the same vowel sound/s.

free

sad

match

fly

spell

tree

add

say

slice

catch

lay

egg

Page 131

[free & tree, match & catch, spell & egg, add & sad, slice & fly, lay & say]

Open Questions Exercise

Listen and answer the questions in complete sentences.

Page 132


1. Do you like your coffee sweet? Why or why not?
2. Do you like matching your shirt/blouse with your shoes or bag? Why or why not?
3. Which do you prefer, green salad or fruit salad? Why?
4. Ask me a question about the English language using the word "why".
5. Ask me a question about traffic using the word "why".
6. Ask me a question about work using the word "why".

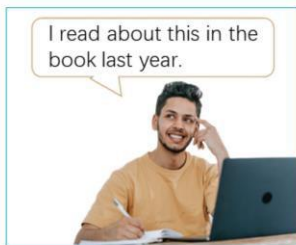
VOCABULARY

Listen and repeat the words and sentences.

Page **133**

Please refer to the definition files.





Talking Further About Future Events 2

be going to

Structure: Subject + be going to + verb

Page 136

Use 1. to talk about what decisions about the future or future plans. e.g. I'm not going to eat my lunch because I'm not hungry

Use 2. when we are sure that something is going to happen based on what we see. e.g. I think it's going to rain. It's getting darker.

Example 1. I am going to swim.

Example 2. You are going to eat.

Example 3. John and Emma are going to talk.

Repetition Drill

Listen to the teacher and repeat the sentences.

Page 137

1. The boss is going to agree with that because the result was good.
2. The president is going to decline the invitation.
3. We are going to decide what to do this summer.
4. They are going to depend on their parents for money.
5. The officer is going to determine the truth.
6. You are going to express your thoughts through writing.
7. We are going to forget all these problems tonight.
8. I'm going to help my mom at home this weekend.
9. Help from you is important.
10. The farmer is going to remember all your help.
11. I'm going to try my best to speak in public.
12. It was a nice try! Keep it up!

Basic Single-slot Substitution Drill

Listen to the teacher and repeat the sentences.

Page **138**

1. They are going to try to win this game.
2. We are going to try to win this game.
3. We are going to help to win this game.
4. We are going to help to save this game.
5. We are going to help to solve this game.
6. We are going to help to solve this puzzle.
7. We are going to help to solve this problem.
8. We are going to decide to solve this problem.
9. The members are going to decide to solve this problem.
10. The members are going to decide to solve this issue.
11. The members are going to disagree to solve this issue.

Intermediate Single-slot Substitution Drill

Listen to the teacher and follow the instructions.

Page 139

1. He is going to remember this. Repeat.
2. He is going to remember this. Change: Mike. --- [Mike is going to remember this.]
3. Mike is going to remember this. Change: forget. --- [Mike is going to forget this.]
4. Mike is going to forget this. Change: the holiday. --- [Mike is going to forget the holiday.]
5. Mike is going to forget the holiday. Change: her. --- [Mike is going to forget her.]
6. Mike is going to forget her. Change: prince. --- [The prince is going to forget her.]
7. The prince is going to forget her. Change: soldier. --- [The soldier is going to forget her.]
8. The soldier is going to forget her. Change: war. --- [The soldier is going to forget the war.]
9. The soldier is going to forget the war. Change: his weakness. --- [The soldier is going to forget his weakness.]
10. The soldier is going to forget his weakness. Change: express. --- [The soldier is going to express his weakness.]

Mixed Drill

Listen to the teacher and follow the instructions.

Page 140

1. We are going to agree on that plan. Repeat.
2. We are going to agree on that plan. Change: depend. --- [We are going to depend on that plan.]
3. We are going to depend on that plan. Add: perfect. --- [We are going to depend on that perfect plan.]
4. We are going to depend on that perfect plan. Change: they. --- [They are going to depend on that perfect plan.]
5. They are going to depend on that perfect plan. Change: simple. --- [They are going to depend on that simple plan.]

Transformation Drill

Listen to the teacher and follow the instructions.

Page 141

1. My boss is going to determine the right people to work on this. Repeat.
2. My boss is going to determine the right people to work on this. Transform: why. --- [Why is your boss going to determine the right people to work on this?]
3. Anna is going to agree to her father's decision. Repeat.
4. Anna is going to agree to her father's decision. Transform: who. --- [Who is going to agree to her father's decision?]
5. We are going to depend on you. Repeat.
6. We are going to depend on you. Transform: why. --- [Why are we going to depend on you?]
7. I am not going to express my thoughts in public. Repeat.
8. I am not going to express my thoughts in public. Transform: where. --- [Where are you not going to express my thoughts?]
9. She is going to decide what to eat later. Repeat.
10. She is going to decide what to eat later. Transform: not. --- [She is not going to decide what to eat later.]

Sound (phoneme) Identification Drill

Listen to the teacher, repeat, and tick the correct sound.

	/i:/	/e/	/ɪ/		/i:/	/e/	/ɪ/
1. agree				5. help			
2. decide				6. forget			
3. destroy				7. determine			
4. depend				8. definition			

Page 142

[i:/ ---- agree]

[e/ ---- help, forget, definition]

[ɪ/ ---- decide, destroy, depend, determine]

Controlled Open Questions Exercise

Listen and answer the questions in complete sentences.

Page 143

1. What are you going to do tonight?
2. Are you going to watch a movie after this lesson?
3. Are you going out with your friends tonight?
4. Do you think it's going to be cold tonight?
5. Where do you think you're going to go on your next vacation?

- 1. The stars are shining above.**
- 2. We have to meet at the center of the room.**
- 3. Dad put the piano in the corner.**
- 4. His bottom lip was redder than his upper lip.**
- 5. I am sitting next to a tall lady wearing a white dress.**

- 6. The car stopped in the middle of the road.**
- 7. Mom ran downstairs to open the door.**
- 8. Children are playing outside.**
- 9. They are waiting for us inside.**
- 10. The policeman was standing on the road ahead.**

- 1. I will free the chicken from the cage because it's dying!**
- 2. Why is the lady forming a heart with her hands in the air?**
- 3. Women sometimes match the color of their shoes with their bags.**
- 4. We ordered five hamburgers each because we were really hungry.**
- 5. There were five orders of coffee.**
- 6. We spell "tall" with two l's.**

7. We add sugar to our coffee because we like it sweet.
8. The noise outside disturbs my sleeping baby.
9. The cold weather caused my illness.
10. The officer directed us to the toilet.
11. His secretary laid the books on the table because they were heavy.

- 1. The boss is going to agree with that because the result was good.**
- 2. The president is going to decline the invitation.**
- 3. We are going to decide what to do this summer.**
- 4. They are going to depend on their parents for money.**
- 5. The officer is going to determine the truth.**
- 6. You are going to express your thoughts through writing.**

- 7. We are going to forget all these problems tonight.**
- 8. I'm going to help my mom at home this weekend.**
- 9. Help from you is important.**
- 10. The farmer is going to remember all your help.**
- 11. I'm going to try my best to speak in public.**
- 12. It was a nice try! Keep it up!**

Pronunciation Repetition Drill

Listen to the teacher and repeat the words.

Page **150**

1. center
2. downstairs
3. middle
4. corner
5. central

Basic Single-slot Substitution Drill

Listen to the teacher and repeat the sentences.

Page 151

1. My sister put that huge mirror in the corner yesterday.
2. My sister put that huge picture in the corner yesterday.
3. My daughter put that huge picture in the corner yesterday.
4. My daughter put that huge picture at the center of the room yesterday.
5. My daughter put that beautiful picture at the center of the room yesterday.
6. My daughter hung that beautiful picture in the center of the wall yesterday.
7. My daughter hung that beautiful picture in the center of the wall last week.
8. My daughter hung that beautiful picture in the middle of the wall last week.
9. My cousin hung that beautiful picture in the middle of the wall last week.
10. My cousin hung that beautiful painting in the middle of the wall last week.

Sound (phoneme) Matching Drill

Identify and match the words with the same vowel sound/s.

free

sad

match

fly

spell

tree

add

say

slice

catch

lay

egg

Page 152

[free & tree, match & catch, spell & egg, add & sad, slice & fly, lay & say]

Restatement Drill

Listen to the teacher and restate the sentences.

Page 153

1. Tell me not to go outside. --- [Don't go outside!]
2. Ask me to write my name at the bottom of the paper. --- [Please write your name at the bottom of the paper.]
3. Tell me that I'm next. --- [You're up next!]
4. Ask me to answer the phone downstairs. --- [Please answer the phone downstairs.]
5. Ask me to get inside. --- [Get inside, please.]

Intermediate Single-slot Substitution Drill

Listen to the teacher and follow the instructions.

Page 154

1. My sister put that huge mirror in the corner yesterday. Repeat.
2. My sister put that huge mirror in the corner yesterday. Change: picture. --- [My sister put that huge picture in the corner yesterday.]
3. My sister put that huge picture in the corner yesterday. Change: daughter. --- [My daughter put that huge picture in the corner yesterday.]
4. My daughter put that huge picture in the corner yesterday. Change: center of the room. --- [My daughter put that huge picture at the center of the room yesterday.]
5. My daughter put that huge picture at the center of the room yesterday. Change: beautiful. --- [My daughter put that beautiful picture at the center of the room yesterday.]
6. My daughter put that beautiful picture at the center of the room yesterday. Change: wall. --- [My daughter put that beautiful picture in the center of the wall yesterday.]
7. My daughter put that beautiful picture in the center of the wall yesterday. Change: last week. --- [My daughter put that beautiful picture in the center of the wall last week.]
8. My daughter put that beautiful picture in the center of the wall last week. Change: middle. --- [My daughter put that beautiful picture in the middle of the wall last week.]
9. My daughter put that beautiful picture in the middle of the wall last week. Change: cousin. --- [My cousin put that beautiful picture in the middle of the wall last week.]
10. My cousin put that beautiful picture in the middle of the wall last week. Change: painting. --- [My cousin put that beautiful painting in the middle of the wall last week.]

Basic Single-slot Substitution Drill

Listen to the teacher and repeat the sentences.

Page 155

1. The little children can spell the words correctly.
2. The little children can spell the words well.
3. The little children can match the words well.
4. The small children can match the words well.
5. The small children can form the words well.
6. The small children can form the words better.
7. The small children can order the words better.
8. The small children can write the words better.

Intermediate Sentence Expansion Drill

Listen to the teacher and follow the instructions.

Page 156

1. Mom ordered a cake because it was my birthday. Repeat.
2. Mom ordered a cake because it was my birthday. Add: delicious. --- [Mom ordered a delicious cake because it was my birthday.]
3. Mom ordered a delicious cake because it was my birthday. Add: sliced. --- [Mom ordered and sliced a delicious cake because it was my birthday.]
4. Mom ordered and sliced a delicious cake because it was my birthday. Add: dad. --- [Mom and dad ordered and sliced a delicious cake because it was my birthday.]
5. Mom and dad ordered and sliced a delicious cake because it was my birthday. Add: on the table. --- [Mom and dad ordered and sliced a delicious cake on the table because it was my birthday.]
6. Mom and dad ordered and sliced a delicious cake on the table because it was my birthday. Add: chocolate. --- [Mom and dad ordered and sliced a delicious chocolate cake on the table because it was my birthday.]

Sound (phoneme) Identification Drill

Listen to the teacher, repeat, and tick the correct sound.

	/i:/	/e/	/ɪ/		/i:/	/e/	/ɪ/
1. agree				5. help			
2. decide				6. forget			
3. destroy				7. determine			
4. depend				8. definition			

Page 157

[i:/ ---- agree]

[e/ ---- help, forget, definition]

[ɪ/ ---- decide, destroy, depend, determine]

Transformation Drill

Listen to the teacher and follow the instructions.

Page 158

1. The employees are free to go now. Repeat.
2. The employees are free to go now. Transform: why. --- [Why are the employees free to go now?]
3. The accident caused this traffic. Repeat.
4. The accident caused this traffic. Transform: what. --- [What caused this traffic?]
5. Mr. Smith directed us to the supermarket. Repeat.
6. Mr. Smith directed us to the supermarket. Transform: why. --- [Why did Mr. Smith direct us to the supermarket?]
7. She laid the baby on the bed. Repeat.
8. She laid the baby on the bed. Transform: why. --- [Why did she lay the baby on the bed?]
9. That woman directed us to the library. Repeat.
10. That woman directed us to the library. Transform: why not. --- [Why did that woman not direct us to the library?]

Basic Single-slot Substitution Drill

Listen to the teacher and repeat the sentences.

Page 159

1. They are going to try to win this game.
2. We are going to try to win this game.
3. We are going to help to win this game.
4. We are going to help to save this game.
5. We are going to help to solve this game.
6. We are going to help to solve this puzzle.
7. We are going to help to solve this problem.
8. We are going to decide to solve this problem.
9. The members are going to decide to solve this problem.
10. The members are going to decide to solve this issue.
11. The members are going to disagree to solve this issue.

Transformation Drill

Listen to the teacher and follow the instructions.

Page 160

1. My boss is going to determine the right people to work on this. Repeat.
2. My boss is going to determine the right people to work on this. Transform: why. --- [Why is your boss going to determine the right people to work on this?]
3. Anna is going to agree to her father's decision. Repeat.
4. Anna is going to agree to her father's decision. Transform: who. --- [Who is going to agree to her father's decision?]
5. We are going to depend on you. Repeat.
6. We are going to depend on you. Transform: why. --- [Why are we going to depend on you?]
7. I am not going to express my thoughts in public. Repeat.
8. I am not going to express my thoughts in public. Transform: where. --- [Where are you not going to express my thoughts?]
9. She is going to decide what to eat later. Repeat.
10. She is going to decide what to eat later. Transform: not. --- [She is not going to decide what to eat later.]

Writing Exercise

Listen and type the sentences in the chat box.

Page **161**

1. My sister put that huge mirror in the corner yesterday.
2. The little children can spell the words correctly.
3. He is going to remember this.
4. The stars are shining above.
5. Mom ordered a cake because it's my birthday.
6. The kids went out and watched the stars above.

VOCABULARY

Listen and repeat the words and sentences.

Page 162

Please refer to the definition files.





Repetition Drill

Listen to the teacher and repeat the sentences.

Page 165

1. We completed all the needed materials to build this house.
2. She completely forgot their anniversary because she was so busy.
3. Our friend controls the plane.
4. The bridge was created five years ago.
5. The creation of this theater took three years to complete.
6. Little John threw a stone and killed the bird.
7. The fire destroyed the village.

Repetition Drill

Listen to the teacher and repeat the sentences.

Page 166

8. Soldiers fought bravely in a war.
9. The fight between Manny Pacquiao and Floyd Mayweather was great!
10. A man was shot last night.
11. We generally don't like going to school.
12. Books are not fun. Let's play basketball instead.
13. Some parents try to control their children.

Pronunciation Repetition Drill

Listen to the teacher and repeat the words.

Page 167

1. generally
2. completely
3. control
4. destroy
5. village
6. bird
7. three
8. theater
9. fairly
10. agreement

Basic Single-slot Substitution Drill

Listen to the teacher and repeat the sentences.

Page 168

1. Two big men are fighting in the street.
2. Two big men are fighting in the park.
3. Two bad men are fighting in the park.
4. Two bad men are shooting in the park.
5. Two bad men are shooting in the mall.
6. Three bad men are shooting in the mall.
7. Three crazy men are shooting in the mall.
8. Three crazy men are shooting downtown.
9. Three tall men are shooting downtown.
- 10 Three tall officers are shooting downtown.

Intermediate Single-slot Substitution Drill

Listen to the teacher and follow the instructions.

Page 169

1. They created the agreement quickly yesterday. Repeat.
2. They created the agreement quickly yesterday. Change: members. --- [The members created the agreement quickly yesterday.]
3. The members created the agreement quickly yesterday. Change: destroyed. -- [The members destroyed the agreement quickly yesterday.]
4. The members destroyed the agreement quickly yesterday. Change: information. --- [The members destroyed the information quickly yesterday.]
5. The members destroyed the information quickly yesterday. Change: last week. --- [The members destroyed the information quickly last week.]
6. The members destroyed the information quickly last week. Change: army. --- [The army destroyed the information quickly last week.]
7. The army destroyed the information quickly last week. Change: controlled. --- [The army controlled the information quickly last week.]
8. The army controlled the information quickly last week. Change: fairly. --- [The army controlled the information fairly last week.]
9. The army controlled the information fairly last week. Change: fight. --- [The army controlled the fight fairly last week.]
10. The army controlled the fight fairly last week. Change: before. --- [The army controlled the fight fairly before.]

Basic Sentence Expansion Drill

Listen to the teacher and repeat the sentences.

Page 170

1. The man created the farm.
2. The young man created the farm.
3. The young man created the huge farm.
4. The young man completely created the huge farm.
5. The young man completely created the huge farm in the north.

Intermediate Sentence Expansion Drill

Listen to the teacher and follow the instructions.

Page 171

1. The farmer killed two pigs for the party. Repeat.
2. The farmer killed two pigs for the party. Add: strong. --- [The strong farmer killed two pigs for the party.]
3. The strong farmer killed two pigs for the party. Add: tonight. --- [The strong farmer killed two pigs for the party tonight.]
4. The strong farmer killed two pigs for the party tonight. Add: chicken. --- [The strong farmer killed two pigs and a chicken for the party tonight.]
5. The strong farmer killed two pigs and a chicken for the party tonight. Add: shot. --- [The strong farmer killed two pigs and shot a chicken for the party tonight.]

Mixed Drill

Listen to the teacher and follow the instructions.

Page 172

1. She likes books instead of movies. Repeat.
2. She likes books instead of movies. Change: Ana. --- [Ana likes books instead of movies.]
3. Ana likes books instead of movies. Add: reading. ---- [Ana likes reading books instead of movies.]
4. Ana likes reading books instead of movies. Add: watching. --- [Ana likes reading books instead of watching movies.]
5. Ana likes reading books instead of watching movies. Change: films. --- [Ana likes reading books instead of watching films.]
6. Ana likes reading books instead of watching films. Add: in the theater. --- [Ana likes reading books instead of watching films in the theater.]
7. Ana likes reading books instead of watching films in the theater. Add: at home. --- [Ana likes reading books at home instead of watching films in the theater.]

Mixed Drill

Listen to the teacher and follow the instructions.

Page 173

1. They completed the books. Repeat.
2. They completed the books. Add: finally. --- [They finally completed the books.]
3. They finally completed the books. Add: all. --- [They finally completed all the books.]
4. They finally completed all the books. Add: in the library. --- [They finally completed all the books in the library.]
5. They finally completed all the books in the library. Change: quickly. --- [They quickly completed all the books in the library.]
6. They quickly completed all the books in the library. Change: the students. --- [The students quickly completed all the books in the library.]
7. The students quickly completed all the books in the library. Change: destroyed. --- [The students quickly destroyed all the books in the library.]
8. The students quickly destroyed all the books in the library. Change: workers. --- [The workers quickly destroyed all the books in the library.]
9. The workers quickly destroyed all the books in the library. Change: room. --- [The workers quickly destroyed all the books in the room.]
10. The workers quickly destroyed all the books in the room. Change: completely. --- [The workers completely destroyed all the books in the room.]

Transformation Drill

Listen to the teacher and follow the instructions.

Page 174

1. The creation of the city park took five years. Repeat.
2. The creation of the city park took five years. Transform: what. --- [What creation took five years?]
3. Little children sometimes fight at school. Repeat.
4. Little children sometimes fight at school. Transform: who. --- [Who sometimes fight at school?]
5. Many people were killed in the mountains. Repeat.
6. Many people were killed in the mountains. Transform: not. --- [Many people were not killed in the mountains.]

Transformation Drill

Listen to the teacher and follow the instructions.

Page 175

7. I loved the fight between those two teams yesterday! Repeat.
8. I loved the fight between those two teams yesterday! Transform: when. ---
[When was the fight between those two teams?]
9. I like walking instead of driving anywhere in the town. Repeat.
10. I like walking instead of driving anywhere in the town. Transform: where. ---
[Where do you like walking instead of driving?]
11. Some parents try to control their children. Repeat.
12. Some parents try to control their children. Transform: not. --- [Some parents do not try to control their children.]

Sound (phoneme) Identification Drill

Listen to the teacher, repeat, and tick the correct sound.

	/aɪ/	/ɪ/		/aɪ/	/ɪ/
1. f <u>i</u> ght			8. br <u>i</u> dge		
2. b <u>i</u> g			9. dr <u>i</u> ve		
3. k <u>i</u> ll			10. l <u>i</u> ke		
4. f <u>i</u> nally			11. p <u>i</u> g		
5. bu <u>i</u> ld			12. qu <u>i</u> ckly		
6. f <u>i</u> ve			13. l <u>i</u> brary		
7. m <u>i</u> ght					

Page 176

[/aɪ/ ---- fight, finally, five, might, drive, like, library]

[/ɪ/ ---- big, kill, build, bridge, pig, quickly]

Completion Exercise

Complete the sentences with any words that fit.

1. Please complete the _____ before you go home.
2. The children are creating a _____.
3. They killed the _____ for dinner.
4. It is difficult to shoot _____ in the forest.
5. The fire destroyed the _____.