



SMART JUNIORS 2

Ups and Downs at Work


Lesson 4 Critical Thinking



Creating a Purpose Statement

In our previous lessons, we discussed Ella's interview with three people from different jobs.

Before interviewing someone, it is helpful to create a **purpose statement** - a sentence that states what you want to know from the interview.



Let's recall: What did Ella want to know in her interview?

Purpose Statement

Let's find out what makes a good purpose statement first.

A good purpose statement should:

- ✓ be just one sentence.
- ✓ state the goal of the interview.
- ✓ use qualitative words.
(explore, understand, discover, learn about, etc.)



The purpose of my interview is to
(learn, explore, understand...)



LET'S ANALYZE

- **Let's go back to the interview. Read the first part of the interview and complete.**



The purpose of my interview is to
(learn, explore, understand...)

Ups and Downs at Work | [Part 1](#)

Ella: Hey everyone, welcome to Ella's channel, "Talking to 100 Different Jobs". Behind me, you can see a fancy building with a lot of offices, shops, and restaurants inside. In today's video, we're going to interview three different people working inside and explore the ups and downs of their jobs. Follow me!

LET'S ANALYZE

- Check the answer. Think about the question.



The purpose of my interview is to
(learn, explore, understand...)
explore both the upsides and
downsides of different jobs.

For this purpose,
how did Ella organize
her questions in her
interview?



LET'S ANALYZE

- Read and write down Ella's first question.

Ella's first question in the interview is “_____

_____?”

Ups and Downs at Work | [Part 2](#)

Architect: One of the frustrating moments was when we faced unexpected budget constraints, forcing us to compromise certain design elements we were passionate about.

Chef: The saddest moments for me are when I receive negative feedback about a dish or encounter a dissatisfied customer. As a chef, my goal is always to create memorable dining experiences.

Cleaner: I feel truly sad when I meet some people who disregard the cleanliness of the building or create unnecessary messes.

LET'S ANALYZE

- Read and write down Ella's second question.

Ella's second question in the interview is “_____”

_____?”

Ups and Downs at Work | Part 3


Architect: One of my most fulfilling moments was when we completed the building's design. Seeing our vision realized and people appreciating the spaces we created brought great satisfaction.

Chef: For me, the most fulfilling moments are when I create a new dish that receives overwhelming praise from customers.



Cleaner: My most fulfilling moments often come from small acts of appreciation from the building's occupants. When someone thanks me for keeping the building clean, it makes me feel valued.

LET'S ANALYZE

- Do you think the two questions meet the purpose?



The purpose of my interview is to explore both the upsides and downsides of different jobs.



Q1: Can you tell me an experience that left you feeling frustrated or challenged? (downside)


Q2: Would you like to share a moment that made you feel accomplished and satisfied in your job? (upside)

WRITING TASK

 **Imagine you're going to interview a famous YouTuber. Complete your purpose statement.**



The purpose of my interview is to
(learn, explore, understand...)



What do I want
to know about the
YouTuber?



WRITING TASK

 Write two questions for your interviewees according to your purpose statement.

Interview Question 1:

?

Interview Question 2:

?



- Before interviewing someone, we need to write a purpose statement. Organize your interview questions according to it. In the student's book on page 11, write a purpose statement for interviewing your favorite teacher and design two questions for it.

The purpose of my interview is to (learn,
explore, understand...) _____

of my favorite teacher _____.

Q1:

Q2:



WHAT'S NEXT...

In the next lesson, we're going to review the present perfect tense and learn a new language point- past perfect. See you next time!