

QQ English®

Book 2

Student's Book



Lesson

One

Introducing Q-rex and Q-ty



Target Language

- My name = Q-rex → My name is Q-rex.
- your name = what? → What is your name?

ID card



Warm-up




1. Watch Q-rex and Q-ty.



My name is Q-rex.

My name is Q-ty.



Lesson

One

2. Read and listen.

Q-rex : Hello. My name's Q-rex. What's your name?
Q-ty : Hi. My name's Q-ty.

3. Listen and repeat.

4. Now answer your teacher's questions.

5. Watch Q-rex and Q-ty again.

6. Read and listen.

Q-rex : All right. Your name's Q-ty. What's my name?
Q-ty : Your name's Q-rex.

7. Listen and repeat.

8. Now answer your teacher's questions.

Grammar Memo

Contractions

name is = name's
What is = What's



Grammar Focus

- Possessive adjectives **my, your**; with the verb **be(is)** as the linking verb.
My name = Q-rex.
- Interrogative pronoun **'What'**
- Basic word order

9. Listen and practice. The alphabet

Aa Bb Cc Dd Ee Ff Gg Hh Ii Jj Kk Ll
Mm Nn Oo Pp Qq Rr Ss Tt Uu Vv Ww Xx
Yy Zz

Check 1



Word Order

Write the words in the correct order.

1. name/is/your/What/?/
2. is/name/Q-ty/My!./

Lesson

Two

What's his name?



Target Language

- His name = Blue Ninja → His name is Blue Ninja.
- his name = What? → What is his name?
- I = Q-rex → I am Q-rex.

Warm-up

→ 1. Watch Q-rex and Q-ty.

A



My name's Blue Ninja.

B



My name's Red Ninja.

2. Read and listen.

- Q-rex : What's his name?
Q-ty : His name's Blue Ninja. What's her name?
Q-rex : Her name's Red Ninja.

3. Listen and repeat.

4. Now answer your teacher's questions.

5. Watch Q-rex and Q-ty again.

6. Read and Listen.

- Q-rex : Her name's Q-ty. And I'm Q-rex.
Q-ty : His name's Q-rex. And I'm Q-ty.

Grammar Memo

Contraction
I'm = I am
Coordinating Conjunction
and

Lesson Two

7. Listen and repeat.
8. Now answer your teacher's questions.



Grammar Focus

- Possessive adjectives 'his', 'her'
- Subject pronoun 'I' with the verb 'be' (am); "I = Q-rex."
- Contractions

Numbers (0-10)

Listen and practice.

0	1	2	3	4	5	6	7	8	9	10
zero	one	two	three	four	five	six	seven	eight	nine	ten
(oh)										

9. Match the numbers.

0	three
1	nine
2	six
3	zero (oh)
4	one
5	four
6	ten
7	two
8	five
9	seven
10	eight

Check 2

Word Order

Write the words in the correct order.

1. is/ What/ name/ his/ ?/
2. am/ I / Q-rex/ . /
3. name/ her/ is/ What/ ?/

Lesson

Three

Are you Q-rex?




Target Language

- You = Q-rex → Are you Q-rex? → (I = Q-rex) Yes, I am. (I ≠ Q-rex) No, I'm not.
- He = Blue Ninja Is he Blue Ninja? Yes, he is. No, he isn't. (or No, he's not)
- She = Red Ninja Is she Red Ninja? Yes, she is. No, she isn't. (or No, she's not.)



I am



You are



He is



She is

Warm-up



1. Watch Q-rex and Q-ty.

2. Read and listen.

- Q-rex : I'm Q-rex. Are you Q-rex?
Q-ty : No, I'm not. Are you Q-rex?
Q-rex : Yes, I am. Am I Blue Ninja?
Q-ty : No, you aren't.

3. Listen and repeat.

4. Now answer your teacher's questions.

5. Watch Q-rex and Q-ty again.

Lesson Three

Grammar Memo

Contractions

He is = He's
 She is = She's
 is not = isn't

6. Read and listen.

Q-rex : He's Blue Ninja. Is he Blue Ninja?
Q-ty : Yes, he is. She's Red Ninja. Is she Blue Ninja?
Q-rex : No, she isn't.

7. Listen and repeat.

8. Now answer your teacher's questions.



Grammar Focus

- The verb "be", statements, Yes/ No questions and negatives.
- Subject pronouns 'I', 'you', 'he', and 'she'.
- Contractions/ short answers.

Numbers (11-20)

Listen and practice.

11 eleven 12 twelve 13 thirteen 14 fourteen 15 fifteen 16 sixteen 17 seventeen 18 eighteen 19 nineteen 20 twenty

Check 3

Word Order

Write the words in the correct order.

1. Blue Ninja/ she/ Is/ ?/
2. isn't / she/ No, / . /
3. Red Ninja / you/ Are/ ?/
4. Q-ty/ I/ Am/ ?/
5. are/ Yes, / you/ . /

Grammar Reference (Lesson1-3)

①

I	am	Q-rex.
	'm	

Am	I	Q-rex	?
----	---	-------	---

I'm	not	Q-rex.
-----	-----	--------

You	are	Q-ty.
	're	

Are	you	Q-ty	?
-----	-----	------	---

You	aren't	Q-ty.
-----	--------	-------

He	is	Blue Ninja.
	's	

Is	he	Blue Ninja	?
----	----	------------	---

He	isn't	Blue Ninja.
----	-------	-------------

②

((Possessives)
 My name's Q-rex. What's your name? His name's Blue Ninja. Her name's Red Ninja.

Lesson

Four

Is this your pen?

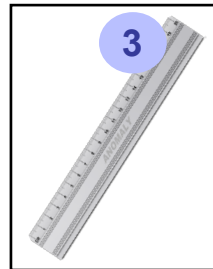



Target Language

- (This = my pen) This is my pen.
→ ? Is this my pen? → (this = my pen) Yes, it is. (this ≠ my pen) No, it isn't.
- (That = your pen) That is your pen.
→ ? Is that your pen? → (that = your pen) Yes, it is. (that ≠ your pen) No, it isn't.

Classroom objects

- a pen
- a notebook
- a ruler
- a book



Warm-up

→ 1. Watch Q-rex and Q-ty.

2. Read and listen.

Q-rex : This is a pen. Is this a pen?

Q-ty : Yes, it is.

Q-rex : Is that a pen?

Q-ty : No, it isn't.

3. Listen and repeat.

4. Now answer your teacher's questions.

5. Watch Q-rex and Q-ty again.

6. Read and listen.

Q-rex : What's number 1?

Q-ty : It's a pen. What's number 2?

Q-rex : It's a notebook.

7. Listen and repeat.

8. Now answer your teacher's questions.

9. Watch Q-rex and Q-ty again.

Grammar Memo

Contraction

It is = It's

Lesson

Four

10. Read and listen.

Q-rex : This is my pen. Is this my pen?

Q-ty : Yes, it is.

Q-rex : Is that my ruler?

Q-ty : No, it isn't. This is my ruler.

11. Listen and repeat.

12. Now answer your teacher's questions.



Grammar Focus

- The linking verb "be", statements, Yes/ No questions and negatives.
- Subject pronouns 'this', 'that' and 'it'.
- Contraction (It's) and short answers.

Numbers (21-30)

Listen and practice.

21 22 23 24 25 26 27 28 29 30

twenty-one twenty-two twenty-three twenty-four twenty-five twenty-six twenty-seven twenty-eight twenty-nine thirty

13. Match the numbers

21
22
23
24
25
26
27
28
29
30

twenty-nine
twenty-six
twenty-three
twenty-one
twenty-four
thirty
twenty-two
twenty-five
twenty-seven
twenty-eight

Check 4



Word Order

Write the words in the correct order. Each sentence must begin with a capital letter.

1. your/ this/ pen/ is/ ? /
2. that/ is/ book/ not/ my/ . /
3. that/ your/ is/ pencil/ ? /
4. it/ yes/ is/, / . /
5. isn't/ no/ it/, / . /

Lesson

Five

What's this in English?




Target Language

What's this in English?
What are these?
What's that?
What are those?

It's an eraser.
They're erasers.
It's an address book.
They're address books.

- a chair
- a clock
- an eraser
- an address book



Warm-up



1. Watch Q-rex and Q-ty..

2. Read and listen.

Q-rex : What's this in English?

Q-ty : It's a pen.

Q-rex : What's that in English?

Q-ty : It's an address book.

3. Listen and repeat.

4. Complete these sentences with "a" or "an".

i. This is book.

ii. That isclock.

iii. This is electronic dictionary.

iv. That isaddress book.

5. Now answer your teacher's questions.



A



B



C



D

Grammar Reference

We use **an** before a vowel sound.

E.g. He's **an** actor.

This is **an** English dictionary.

We use **a** before a consonant sound.

E.g. He's **a** doctor.

This is **a** dictionary.

Lesson

Five

6. Watch Q-rex and Q-ty again.

7. Read and listen.

- Q-rex : These are pens. What are these?
Q-ty : They're pens.
Q-rex : Those are chairs. What are those?
Q-ty : They're chairs.

8. Listen and repeat.

9. Now answer your teacher's questions.

Grammar Memo

Contraction

They are = They're



Grammar Focus

- The linking verb "be", statements, questions and negatives.
- Subject pronouns 'these' and 'those'.
- The indefinite article 'a' and 'an'.
- Contraction (They're).

Numbers 31-40)

Listen and practice.

31	32	33	34	35
thirty-one	thirty-two	thirty-three	thirty-four	thirty-five
36	37	38	39	40
thirty-six	thirty-seven	thirty-eight	thirty-nine	forty

Check 5

Word Order

Write the words in the correct order. Each sentence must begin with a capital letter.

1. English / is/ in/ this/ what/ ? /
2. an / is/ book/ address / it/ . /
3. are / these / pens / . /
4. these / are / what / ? /
5. chairs / are / they / . /

This textbook uses pictures/photos from the free photo sites below.