

VOCABULARY

transform

when

what

where

who

EXERCISE C1.1

 Repetition Drill

1. He transforms the sentence using the word “what”.
2. What is this?
3. What is that?
4. When do you study?
5. When do you exercise?
6. Where is the pen?
7. Who is he?
8. Where is she?
9. What are these?
10. What are those?
11. Who are they?
12. Where are they?
13. Who has a book?
14. Who has two books?
15. What does she have?

EXERCISE C1.2

 Basic Single-slot Substitution Drill

1. Who is he?
2. Who is she?
3. Who are they?
4. Where are they?

EXERCISE C1.3

 Basic Single-slot Substitution Drill

1. What is this?
2. What is that?
3. What are these?
4. What are those?
5. Where are those?

EXERCISE C1.4

 Basic Sentence Expansion Drill

1. What is this?
2. What is this on the table?
3. What is this on the red table?

EXERCISE C1.5

 Basic Sentence Expansion Drill

1. Where is the pen?
2. Where is the blue pen?
3. Where are the blue and green pens?

EXERCISE C1.6

 Basic Sentence Expansion Drill

1. Who is she?
2. Who is she in the room?
3. Who is she in the big room?

EXERCISE C1.7

 Transformation Drill

1. She walks every morning. Repeat.
2. She walks every morning. Transform: when.
3. She walks every morning. Transform: who.
4. She walks every morning. Transform: not.

EXERCISE C1.8

 Transformation Drill

1. She has two pens. Repeat.
2. She has two pens. Transform: what.
3. She has two pens. Transform: who.
4. She has two pens. Transform: not.

EXERCISE C1.9

 Transformation Drill

1. The pen is in the bag. Repeat.
2. The pen is in the bag. Transform: what.
3. The pen is in the bag. Transform: where.
4. The pen is in the bag. Transform: not.

EXERCISE C1.10

 Repetition Drill

1. They transform the sentence using the word “where”.
2. Where is the book?
3. Where is the bus?
4. What is his name?
5. What is in the room?
6. What do they have?
7. What does he have?
8. When does she play?
9. When do you play?
10. Who reads books?
11. Who wears a uniform?
12. Who has a pen?

EXERCISE C1.11

 Basic Sentence Expansion Drill

1. When do you write?
2. When do you write on paper?
3. When do you write on a sheet of paper?

EXERCISE C1.12

 Transformation Drill

1. She has a pen.Repeat.
2. She has a pen. Transform: who.
3. She has a pen. Transform: what.
- 4.She has a pen. Transform: not.

EXERCISE C1.13

 Transformation Drill

1. The book is on table. Repeat.
2. The book is on the table. Transform: what.
3. The book is on the table. Transform: where.
4. The book is on the table. Transform: not.

This textbook uses pictures/photos from the free photo sites below.

Freeing: <http://www.freeing.com/>
Public Domain Pictures: <http://www.publicdomainpictures.com/>
Pixabay: <http://www.pixabay.com/>
Flickr: <http://www.flickr.com/>

FreePress: <http://www.freepress.com/>
Unsplash: <https://unsplash.com/>
iStock: <http://www.istock.com/>
iStock: <http://www.istock.com/>

Shutterstock: <http://www.shutterstock.com/>
iStock: <http://www.istock.com/>
iStock: <http://www.istock.com/>

VOCABULARY

building	floor	hospital	market	room
chair	stage	wall	window	shop

GRAMMAR FOCUS

Describing where things are

Prepositions of location

In English, we use prepositions to describe the location of objects. These are some of the most common prepositions used for describing locations:

on
in
between
in front of
next to
under
across from

PRONUNCIATION FOCUS

/s/



1. The tongue gently touches the “bump” (alveolar ridge) behind the upper teeth
2. Air passes through a tiny gap between the tongue and teeth
3. /s/ is unvoiced.

EXERCISE C2.1

 Repetition Drill

1. The yellow building is between the blue school and the market.
2. The hospital is in front of the blue school.
3. The blue school is in front of the hospital.

4. The market is next to the yellow building.
5. The chair is in the room.
6. The stage is next to the wall.
7. The table is on the floor.
8. The picture is on the wall.
9. The window is next to the door.
10. The room is next to the door.
11. The house is in front of the market.
12. The chairs are under the table.
13. The shop is across from the blue building.

EXERCISE C2.P1 Pronunciation Repetition Drill

Pronounce the words.

1. stage
2. school
3. study
4. stand
5. swim

EXERCISE C2.2 Basic Single-Slot Substitution Drill


1. The chair is in the room.
2. The table is in the room.
3. The table is in front of the room.
4. The door is in front of the room.
5. The door is behind the room.
6. The wall is behind the room.
7. The wall is behind the chair.
8. The table is behind the chair.

EXERCISE C2.3

 Basic Sentence Expansion Drill

1. The picture is on the wall.
2. The cute picture is on the wall.
3. The cute picture is on the white wall.
4. The cute family picture is on the white wall.

EXERCISE C2.4

 Basic Sentence Expansion Drill

1. The school is next to the building.
2. The blue school is next to the building.
3. The blue school is next to the yellow building.

EXERCISE C2.5

 Basic Sentence Expansion Drill

1. The school is behind the hospital.
2. The old school is behind the hospital.
3. The old school is behind the big hospital.
4. The old school is behind the big and new hospital.

EXERCISE C2.6

 Transformation Drill

1. The small chair is in the room. Repeat.
2. The small chair is in the room. Transform: what.
3. The small chair is in the room. Transform: where.
4. The small chair is in the room. Transform: not.

EXERCISE C2.7



Transformation Drill

1. The table is on the floor. Repeat.
2. The table is on the floor. Transform: what.
3. The table is on the floor. Transform: where.
4. The table is on the floor. Transform: not.

EXERCISE C2.8



Repetition Drill

1. The chair is under the table.
2. The table is next to the window.
3. The yellow building is next to the blue school.
4. The market is in front of the house.
5. The house is next to the hospital.
6. The chair is on the floor.
7. The wall is next to the window.
8. The door is next to the room.

EXERCISE C2.9



Intermediate Single-slot Substitution Drill

1. The school is behind the hospital. Repeat.
2. The school is behind the hospital. Change: next to.
3. The school is next to the hospital. Change: in front of.
4. The school is in front of the hospital. Change: behind.

EXERCISE C2.10



Question and Answer Drill

1. Is the chair in the room?
2. Is the table next to the window?
3. Is the market in front of the school?
4. Is the house next to the hospital?
5. Is the door behind the window?

This textbook uses pictures/photos from the free photo sites below.

Freeing: <http://www.freeing.com/>
 Public Domain Pictures: <http://www.publicdomainpictures.com/>
 Pixabay: <http://www.pixabay.com/>

FreePress: <http://www.freepress.com/>
 Unsplash: <https://unsplash.com/>
 Pexels: <https://www.pexels.com/>
 iStock: <https://www.istock.com/>

Shutterstock: <https://www.shutterstock.com/>
 DepositPhotos: <https://www.depositphotos.com/>
 iStock: <https://www.istock.com/>

VOCABULARY

university
spoon

restaurant
kitchen

roof
glass

telephone
wood

television (TV)
refrigerator

PRONUNCIATION FOCUS

/ʃ/



1. The tongue gently touches just behind the “bump” (alveolar ridge) behind the upper teeth.
2. Air passes through a tiny gap between the tongue and teeth.
3. ʃ is unvoiced.

EXERCISE C3.1



Repetition Drill

1. The telephone is on the table.
2. The television is in front of the chair.
3. The university is next to the blue restaurant.
4. The blue restaurant is next to the university.
5. The spoon is on the table.
6. The refrigerator is in the kitchen.
7. The wood is next to the refrigerator.
8. The glass is on the table.
9. The telephone is next to the TV.
10. The TV is next to the telephone.
11. The roof of the house is red.

EXERCISE C3.P1

 Pronunciation Repetition Drill

Pronounce the words.

1. shop
2. shopping
3. shirt
4. ship
5. shoe

EXERCISE C3.2

 Basic Single-slot Substitution Drill

1. The spoon is on the table.
2. The telephone is on the table.
3. The television is on the table.
4. The TV is on the table.
5. The glass is on the table.
6. The glass is on the chair.
7. The spoon is on the chair.
8. The spoon is under the chair.

EXERCISE C3.3

 Basic Sentence Expansion Drill

1. The TV is on the table.
2. The TV is on the white table.
3. The TV is on the white table in the room.
4. The new TV is on the white table in the room.

EXERCISE C3.4

 Basic Sentence Expansion Drill

1. The glass is on the chair.
2. The glass is on the blue chair.
3. The glass is on the blue chair in the kitchen.
4. The glasses are on the blue chair in the kitchen.

EXERCISE C3.5

 Transformation Drill

1. The refrigerator is in the kitchen. Repeat.
2. The refrigerator is in the kitchen. Transform: what.
3. The refrigerator is in the kitchen. Transform: where.
4. The refrigerator is in the kitchen. Transform: not.

EXERCISE C3.6

 Transformation Drill


1. The telephone is on the table. Repeat.
2. The telephone is on the table. Transform: what.
3. The telephone is on the table. Transform: where.
4. The telephone is on the table. Transform: not.

EXERCISE C3.7

 Repetition Drill

1. The spoon is in front of the chair.
2. The refrigerator is in the house.
3. The telephone is on the table.
4. The TV is next to the telephone.
5. The glass is next to the spoon.
6. The blue restaurant is next to the blue building.
7. The wood is in the house.
8. The wood is on the floor.

EXERCISE C3.P2

 Vowel Pronunciation Drill

Pronounce the words.

1. telephone /ɛ/
2. television /ɛ/
3. kitchen /ɪ/
4. table /eɪ/
5. glass /æ/

EXERCISE C3.8

 Basic Single-slot Substitution Drill

1. The wood is behind the door.
2. The wood is next to the door.
3. The wood is in front of the door.
4. The chair is in front of the door.
5. The chair is in front of the table.
6. The chair is next to the table.
7. The refrigerator is next to the table.
8. The refrigerator is behind the table.

EXERCISE C3.9

 Intermediate Single-slot Substitution Drill

1. The glass is on the table. Repeat.
2. The glass is on the table. Change: under.
3. The glass is under the table. Change: chair.
4. The chair is under the table. Change: in front of.

EXERCISE C3.10

 Question and Answer Drill

1. Is the telephone on the table?
2. Is the television in front of the chair?
3. Is the university next to the blue restaurant?
4. Is the spoon under the table?
5. Is the refrigerator in the kitchen?

EXERCISE C3.11

 Basic Single-slot Substitution Drill

1. The roof of the house is red.
2. The roof of the building is red.
3. The roof of the building is blue.
4. The roof of the school is blue.
5. The door of the school is blue.
6. The door of the school is yellow.

EXERCISE C3.P3

 Sound (phoneme) Identification Drill

Identify the sound of the underlined letter/s and put the word in the correct column.

/s/

/ʃ/

1. shop
2. stage
3. school
4. stand
5. swim
6. ship
7. shoe

This textbook uses pictures/photos from the free photo sites below.

Freeing: <http://www.freeing.com/>
Public Domain Pictures: <http://www.publicdomainpictures.com/>
Pixabay: <http://www.pixabay.com/>

FreePress: <http://www.freepress.com/>
Unsplash: <https://unsplash.com/>
iStock: <https://www.istock.com/>

Shutterstock: <https://www.shutterstock.com/>
iStock: <https://www.istock.com/>
iStock: <https://www.istock.com/>

EXERCISE C REV1.1



Reading Exercise

1. He transforms the sentence using the word “what”.
2. What is this?
3. What is that?
4. When do you study?
5. When do you exercise?
6. Where is the pen?
7. Who is he?
8. The yellow building is between the blue school and the market.
9. The hospital is in front of the blue school.
10. The market is next to the yellow building.
11. The chair is in the room.
12. The picture is on the wall.
13. The spoon is on the table.
14. The telephone is on the table.
15. The television is in front of the chair.

EXERCISE C REV1.2



Reading Exercise

1. The yellow building is between the blue school and the market.
2. The hospital is in front of the blue school.
3. The blue school is in front of the hospital.
4. The market is next to the yellow building.
5. The chair is in the room.
6. The stage is next to the wall.
7. The table is on the floor.
8. The picture is on the wall.
9. The window is next to the door.
10. The room is next to the door.
11. The house is in front of the market.
12. The chairs are under the table.
13. The shop is across from the blue building.

EXERCISE C REV1.3



Reading Exercise

1. The spoon is on the table.
2. The telephone is on the table.
3. The television is on the table.
4. The TV is on the table.
5. The glass is on the table.
6. The glass is on the chair.
7. The spoon is on the chair.
8. The spoon is under the chair.

EXERCISE C REV1.4



Basic Single-slot Substitution Drill

1. The chair is in the room.
2. The table is in the room.
3. The table is in front of the room.
4. The door is in front of the room.
5. The door is behind the room.
6. The wall is behind the room.
7. The wall is behind the chair.
8. The table is behind the chair.

EXERCISE C REV1.5



Basic Sentence Expansion Drill

1. Where is the pen?
2. Where is the blue pen?
3. Where are the blue and green pens?

EXERCISE C REV1.6



Pronunciation Repetition Drill

Pronounce the words.

1. stage
2. school
3. study
4. stand
5. swim

EXERCISE C REV1.7



Basic Sentence Expansion Drill

1. The TV is on the table.
2. The TV is on the white table.
3. The TV is on the white table in the room.
4. The new TV is on the white table in the room.

EXERCISE C REV1.8



Vowel Pronunciation Drill

Pronounce the words.

1. telephone /ɛ/
2. television /ɛ/
3. kitchen /ɪ/
4. table /eɪ/
5. glass /æ/

EXERCISE C REV1.9



Transformation Drill

1. The table is on the floor. Repeat.
2. The table is on the floor. Transform: what.
What is on the floor?
3. The table is on the floor. Transform: where.
Where is the table?
4. The table is on the floor. Transform: not.
The table is not on the floor.

EXERCISE C REV1.10



Transformation Drill

1. The small chair is in the room. Repeat.
2. The small chair is in the room. Transform: what.
What is in the room?
3. The small chair is in the room. Transform: where.
Where is the small chair?
4. The small chair is in the room. Transform: not.
The small chair is not in the room.

EXERCISE C REV1.11




Pronunciation Repetition Drill

Pronounce the words.

1. shop
2. shopping
3. shirt
4. ship
5. shoe

EXERCISE C REV1.12

 Transformation Drill

1. The refrigerator is in the kitchen. Repeat.
2. The refrigerator is in the kitchen. Transform: what.
What is in the kitchen?
3. The refrigerator is in the kitchen. Transform: where.
Where is the refrigerator?
4. The refrigerator is in the kitchen. Transform: not.
The refrigerator is not in the kitchen.

EXERCISE C REV1.13

 Transformation Drill

1. The telephone is on the table. Repeat.
2. The telephone is on the table. Transform: what.
What is on the table?
3. The telephone is on the table. Transform: where.
Where is the telephone?
4. The telephone is on the table. Transform: not.
The telephone is not on the table.


EXERCISE C REV1.14

 Sound (phoneme) Identification Drill

Identify the sound of the underlined letter/s and put the word in the correct column.

	/s/	/ʃ/
1. <u>sh</u> op		•
2. <u>st</u> age	•	
3. <u>sch</u> ool	•	
4. <u>st</u> and	•	
5. <u>sw</u> im	•	
6. <u>sh</u> ip		•
7. <u>sh</u> oe		•

EXERCISE C REV1.15

 Writing Exercise

1. The yellow building is between the blue school and the market.
2. Who wears a uniform?
3. The refrigerator is behind the table.
4. Is the house next to the hospital?
5. Is the university next to the blue restaurant?

VOCABULARY

along (prep)	across	after	right (adv)	against	across from (prep)
over (prep)	about	area	out (prep)	above	by (prep)

PRONUNCIATION FOCUS

/ə/



1. The tongue is in the center of the mouth in a neutral position.
2. The lips are unrounded, relaxed and do not move.
3. The mouth, tongue and cheeks are relaxed.
4. This vowel is short (of normal length or sometimes shorter than normal length).

EXERCISE C4.1

 Repetition Drill

1. The stage is across from the blue school.
2. The chair is against the wall.
3. They walk along the street.
4. She eats bread after the English class.
5. This is a big area.
6. The big picture is above the small picture.
7. They walk about the university.
8. The picture is by the window.
9. This is my right side.
10. He goes out of the house.
11. The glass is over the table.
12. The spoon is over the table.

EXERCISE C4.2

 Basic Single-slot Substitution Drill

1. The book is above the table.
2. The book is next to the table.
3. The chair is next to the table.
4. The chair is across from the table.
5. The chair is across from the door.

6. The window is across from the door.
7. The window is behind the door.
8. The window is after the door.

EXERCISE C4.P1 Pronunciation Repetition Drill

Pronounce the words.

1. about
2. across
3. against
4. along
5. above

EXERCISE C4.3 Basic Sentence Expansion Drill

1. He walks across the building.
2. He walks across the old building.
3. He walks across the old building next to the market.

EXERCISE C4.4 Basic Sentence Expansion Drill

1. She goes home.
2. She goes home by bus.
3. She goes home by bus after school.

EXERCISE C4.5 Transformation Drill

1. The window is across from the door. Repeat.
2. The window is across from the door. Transform: what.
3. The window is across from the door. Transform: where.
4. The window is across from the door. Transform: not.

EXERCISE C4.P2

 Vowel Pronunciation Drill

Pronounce the words.

- | | |
|-----------|------|
| 1. after | /æ/ |
| 2. area | /ɛ/ |
| 3. street | /i/ |
| 4. next | /ɛ/ |
| 5. spoon | /u:/ |

EXERCISE C4.6

 Transformation Drill

1. The picture is above the door. Repeat.
2. The picture is above the door. Transform: where.
3. The picture is above the door. Transform: what.
4. The picture is above the door. Transform: not.

EXERCISE C4.7

 Transformation Drill

1. She is next to the window. Repeat.
2. She is next to the window. Transform: who.
3. She is next to the window. Transform: where.
4. She is next to the window. Transform: not.

EXERCISE C4.8

 Repetition Drill

1. The hospital is across from the blue school.
2. The red school is next to the market.
3. The market is across from the house.
4. The university is next to the red building.
5. The building is along the street.
6. She goes home after work.

7. The glass is above the table.
8. The table is in the house.
9. They eat after swimming.
10. The spoon is above the table.

EXERCISE C4.9

 Basic Sentence Expansion Drill

1. The TV is in the house.
2. The TV is in the big house.
3. The new TV is in the big house.
4. The new TV is in the big and white house.

EXERCISE C4.10

 Question and Answer Drill

1. Is the chair against the wall?
2. Do they walk along the street?
3. Is this a big area?
4. Is the picture above the wall?
5. Is this my right side?

EXERCISE C4.P3

 Sound (phoneme) Identification Drill

Identify the sound of the underlined letter/s and put the word in the correct column.

/æ/

/ə/

1. after
2. glass
3. about
4. above
5. stand
6. against
7. along
8. black

This textbook uses pictures/photos from the free photo sites below.

Freeing - <http://www.freeing.com/>
 Public Domain Pictures - <http://www.publicdomainpictures.com/>
 Pixabay - <http://www.pixabay.com/>

Free Press - <http://www.free-press.com/>
 Free Press - <http://www.free-press.com/>
 Free Press - <http://www.free-press.com/>

Free Press - <http://www.free-press.com/>
 Free Press - <http://www.free-press.com/>
 Free Press - <http://www.free-press.com/>

VOCABULARY

top (n)
left (adj)

top (adj)
left (n)

town
front (adj)

village
front (n)

EXERCISE C5.1



Repetition Drill

1. My room is on the top floor.
2. On top of the house is the roof.
3. This town is big.
4. That village is small.
5. In front of the house is a market.
6. She goes in the front door.
7. This is my left.
8. This is my left side.

EXERCISE C5.2

Basic Single-slot Substitution Drill

1. This town is big.
2. This town is small.
3. This village is small.
4. This village is big.
5. That village is big.
6. That village is small.
7. That town is small.
8. That town is big.

EXERCISE C5.3



Basic Sentence Expansion Drill

1. This is a town.
2. This is a small town.
3. This is a small and a good town.

EXERCISE C5.4

 Basic Sentence Expansion Drill

1. That is a house.
2. That is a cute house.
3. That is a cute, black house.

EXERCISE C5.5

 Transformation Drill

1. The picture is by the window. Repeat.
2. The picture is by the window. Transform: what.
3. The picture is by the window. Transform: where.
4. The picture is by the window. Transform: not.

EXERCISE C5.6

 Transformation Drill

1. She goes in the front door. Repeat.
2. She goes in the front door. Transform: who.
3. She goes in the front door. Transform: where.
4. She goes in the front door. Transform: not.

EXERCISE C5.7

 Transformation Drill

1. The shoe is out of the room. Repeat.
2. The shoe is out of the room. Transform: what.
3. The shoe is out of the room. Transform: where.
4. The shoe is out of the room. Transform: not.

EXERCISE C5.8

 Basic Single-slot Substitution Drill

1. The picture is by the window.
2. The picture is next to the window.
3. The picture is in front of the window.
4. The picture is behind the window.
5. The picture is behind the door.
6. The picture is by the door.
7. The picture is in front of the door.
8. The picture is next to the door.

EXERCISE C5.9

 Question and Answer Drill

1. Is the picture by the window?
2. Is the roof on top?
3. Is this town big?
4. Is that village small?
5. Does she go in the front door?
6. Is this my left?

This textbook uses pictures/photos from the free photo sites below.

Freeing: <http://www.freeing.com/>
Public Domain Pictures: <http://www.publicdomainpictures.com/>
Pixabay: <http://www.pixabay.com/>
Flickr: <http://www.flickr.com/>

FreePress: <http://www.freepress.com/>
Unsplash: <http://unsplash.com/>
iStock: <http://www.istock.com/>
iStock: <http://www.istock.com/>

Shutterstock: <http://www.shutterstock.com/>
Image Credits: <http://www.imagecredits.com/>
iStock: <http://www.istock.com/>


GRAMMAR FOCUS

Talking about where things are

Where questions

We use the word 'where' to ask questions about places. Questions that use 'where' often ask about the location of places or the location of places where actions or events happen. 'Where' usually starts the sentence, followed by the verb, and then the other words of the sentence.

PRONUNCIATION FOCUS

/ʒ/ 

1. The tongue gently touches just behind the "bump" (alveolar ridge) behind the upper teeth.
2. Air passes through a tiny gap between the tongue and teeth.
3. /ʒ/ is voiced.

EXERCISE C6.1



Repetition Drill

1. Where is the red building?
2. Where is the blue school?
3. Where is the market?
4. Where is the telephone?
5. Where is the table?
6. Where is the house?
7. Where is the hospital?
8. Where is the picture?
9. Where is the yellow restaurant?
10. Where is the glass?
11. Where is the TV?
12. Where is the window?
13. Where is the telephone?
14. Where are the glasses?
15. Where are the chairs?

EXERCISE C6.P1



Pronunciation Repetition Drill

Pronounce the words.

1. television
2. revision

EXERCISE C6.2

 Basic Single-slot Substitution Drill

1. Where is the TV?
2. Where is the wall?
3. Where is the window?
4. Where is the door?
5. Where is the glass?
6. Where are the glasses?
7. Where are the chairs?
8. Where are the tables?

EXERCISE C6.3

 Basic Sentence Expansion Drill

1. Where is the picture?
2. Where is the cute picture?
3. Where is the cute white picture?

EXERCISE C6.P2

 Vowel Pronunciation Drill

Pronounce the words.

- | | |
|---------------|------|
| 1. restaurant | /ɛ/ |
| 2. window | /ɪ/ |
| 3. glass | /æ/ |
| 4. picture | /ɪ/ |
| 5. door | /ɔ:/ |
| 6. market | /ɑ:/ |

EXERCISE C6.4

 Basic Sentence Expansion Drill

1. Where is the house?
2. Where is the big house?
3. Where is the big blue house?

EXERCISE C6.5

 Basic Sentence Expansion Drill

1. Where is the restaurant?
2. Where is the small restaurant?
3. Where is the small red restaurant?

EXERCISE C6.6

 Transformation Drill

1. The glass is on the table. Repeat.
2. The glass is on the table. Transform: where.
3. The glass is on the table. Transform: what.
4. The glass is on the table. Transform: not.

EXERCISE C6.7

 Transformation Drill

1. The house is next to the restaurant. Repeat.
2. The house is next to the restaurant. Transform: where.
3. The house is next to the restaurant. Transform: what.
4. The house is next to the restaurant. Transform: not.

EXERCISE C6.8

 Transformation Drill

1. The telephone is on the table. Repeat.
2. The telephone is on the table. Transform: where.
3. The telephone is on the table. Transform: what.
4. The telephone is on the table. Transform: not.

EXERCISE C6.P3

 Sound (phoneme) Identification Drill

Identify the sound of the underlined letter/s and put the word in the correct column.

/ʒ/

/dʒ/


1. vegetable
2. message
3. television
4. job
5. revision

EXERCISE C6.9

 Repetition Drill

1. Where is the refrigerator?
2. Where is the wood?
3. Where is the door?
4. Where is the stage?
5. Where is the telephone?
6. Where is the television?
7. Where are the tables?
8. Where are the spoons?

EXERCISE C6.10

 Question and Answer Drill

1. Where is the table?
2. Where is the house?
3. Where is the hospital?
4. Where is the picture?
5. Where is the glass?
6. Where is the TV?
7. Where are the glasses?
8. Where are the chairs?
9. Where is the refrigerator?
10. Where is the wood?
11. Where is the stage?
12. Where is the university?
13. Where is the hospital?
14. Where is the yellow building?
15. Where is the yellow restaurant?

This textbook uses pictures/photos from the free photo sites below.

Freeing: <http://www.freeing.com/>
Public Domain Pictures: <http://www.publicdomainpictures.com/>
Pixabay: <http://www.pixabay.com/>
Flickr: <http://www.flickr.com/>

FreePress: <http://www.freepress.com/>
Unsplash: <http://unsplash.com/>
iStock: <http://www.istock.com/>
iStock: <http://www.istock.com/>

Shutterstock: <http://www.shutterstock.com/>
Image Credits: <http://www.imagecredits.com/>
iStock: <http://www.istock.com/>

EXERCISE C REV2.1



Reading Exercise

1. The stage is across the blue school.
2. The chair is against the wall.
3. They walk along the street.
4. The market is after the yellow building.
5. This is a big area.
6. The roof is on top.
7. The top of the house is the roof.
8. This town is big.
9. That village is small.
10. The front of the house is the market.
11. They walk about the university.
12. The picture is by the window.
13. This is my right side.
14. This is my left.
15. This is my left side.

EXERCISE C REV2.2



Reading Exercise

1. My room is on the top floor.
2. On top of the house is the roof.
3. This town is big.
4. That village is small.
5. In front of the house is a market.
6. She goes in the front door.
7. This is my left.
8. This is my left side.

EXERCISE C REV2.3



Reading Exercise

1. Where is the red building?
2. Where is the blue school?
3. Where is the market?
4. Where is the telephone?
5. Where is the table?
6. Where is the house?
7. Where is the hospital?
8. Where is the picture?
9. Where is the yellow restaurant?
10. Where is the glass?
11. Where is the TV?
12. Where is the window?

EXERCISE C REV2.4



Pronunciation Repetition Drill

Pronounce the words.

1. about
2. across
3. against
4. along
5. above

EXERCISE C REV2.5



Basic Single-slot Substitution Drill

1. This town is big.
2. This town is small.
3. This village is small.
4. This village is big.
5. That village is big.
6. That village is small.
7. That town is small.
8. That town is big.

EXERCISE C REV2.6



Vowel Pronunciation Drill

Pronounce the words.

1. after /æ/
2. area /ɛ/
3. street /i/
4. next /ɛ/
5. spoon /u:/

EXERCISE C REV2.7



Question and Answer Drill

1. Where is the table?
The table is in the house.

2. Where is the house?
The house is in front of the market.
3. Where is the hospital?
The hospital is in front of the yellow building.
4. Where is the picture?
The picture is on the wall.
5. Where is the glass?
The glass is on the table.
6. Where is the TV?
The TV is next to the telly.
7. Where are the glasses?
The glasses are on the table.
8. Where are the chairs?
The chairs are under the table.
9. Where is the refrigerator?
The refrigerator is in the kitchen.
10. Where is the wood?
The wood is next to the refrigerator.
11. Where is the stage?
The stage is across the blue school.
12. Where is the university?
The university is next to the blue restaurant.
13. Where is the hospital?
The hospital is next to the house.
14. Where is the yellow building?
The yellow building is next to the market.
15. Where is the yellow restaurant?
The yellow restaurant is across the red school.

EXERCISE C REV2.8



Sound (phoneme) Identification Drill

Identify the sound of the underlined letter/s and put the word in the correct column.

	/æ/	/ə/
1. <u>a</u> fter	.	
2. g <u>a</u> ss	.	
3. <u>a</u> bout		.
4. <u>a</u> bove		.
5. s <u>a</u> nd	.	

EXERCISE C REV2.9

 Basic Sentence Expansion Drill

1. This is a town.
2. This is a small town.
3. This is a small and a good town.

EXERCISE C REV2.10

 Pronunciation Repetition Drill

Pronounce the words.

1. television
2. revision

EXERCISE C REV2.11

 Basic Sentence Expansion Drill

1. Where is the house?
2. Where is the big house?
3. Where is the big blue house?

EXERCISE C REV2.12

 Sound (phoneme) Identification Drill

Identify the sound of the underlined letter/s and put the word in the correct column.

/ʒ/

/dʒ/

- | | | |
|---------------|---|---|
| 1. vegetable | . | . |
| 2. message | . | . |
| 3. television | . | . |
| 4. job | . | . |
| 5. revision | . | . |

EXERCISE C REV2.13



Transformation Drill

1. The shoe is out of the room. Repeat.
2. The shoe is out of the room. Transform: what.
What is out of the room?
3. The shoe is out of the room. Transform: where.
Where is the shoe?
4. The shoe is out of the room. Transform: not.
The shoe is not out in the room

EXERCISE C REV2.14



Vowel Pronunciation Drill

Pronounce the words.

1. restaurant /ɛ/
2. window /ɪ/
3. glass /æ/
4. picture /ɪ/
5. door /ɔ:/
6. market /ɑ:/

EXERCISE C REV2.15



Writing Exercise

1. The picture is in front of the window.
2. Where is the small red restaurant?
3. The telephone is not on the table.
4. The hospital is across from the blue school.
5. She goes home by bus after school.
6. This is a small and a good town.

This textbook uses pictures/photos from the free photo sites below.

Freeing: <http://www.freeing.com/>
Public Domain Pictures: <http://www.publicdomainpictures.com/>
Pixabay: <http://www.pixabay.com/>

FreePress: <http://www.freepress.com/>
Unsplash: <https://unsplash.com/>
iStock: <http://www.istock.com/>

Shutterstock: <http://www.shutterstock.com/>
iStock: <http://www.istock.com/>
iStock: <http://www.istock.com/>

VOCABULARY

woman
doctor

worker
singer

queen
boy

speaker
girl

man
writer

GRAMMAR FOCUS

Asking about people

Who questions

We use the word 'who' to ask questions about people. 'Who' usually starts the sentence, followed by the verb, and then the other words of the sentence.

EXERCISE C7.1



Repetition Drill

1. Who is he?
2. Who is she?
3. Who are they?
4. Who is behind the woman?
5. Who is across from the queen?
6. Who is next to the singer?
7. Who is behind the doctor?
8. Who is in front of the writer?
9. Who is after the worker?
10. Who is behind the speaker?
11. Who is next to the girl?
12. Who is after the boy?
13. Who is that man?

EXERCISE C7.2



Basic Single-slot Substitution Drill

1. The woman is in front of the worker.
2. The woman is next to the worker.
3. The woman is behind the worker.
4. The woman is after the worker.
5. The woman is across from the worker.

EXERCISE C7.3

 Basic Sentence Expansion Drill

1. The queen is in front of the table.
2. The queen is in front of the red table.
3. The queen is in front of the small red table.

EXERCISE C7.4

 Basic Sentence Expansion Drill

1. The writer likes this house.
2. The good writer likes this house.
3. The good writer likes this big house.

EXERCISE C7.5

 Intermediate Single-slot Substitution Drill

1. The doctor is in the hospital. Repeat.
2. The doctor is in the hospital. Change: worker.
3. The worker is in the hospital. Change: woman.
4. The woman is in the hospital. Change: speaker.
5. The speaker is in the hospital. Change: singer.

EXERCISE C7.6

 Intermediate Single-slot Substitution Drill

1. The singer is on the stage. Repeat.
2. The singer is on the stage. Change: behind.
3. The singer is behind the stage. Change: next to.
4. The singer is next to the stage. Change: in front of.
5. The singer is in front of the stage. Change: across.

EXERCISE C7.7

 Transformation Drill

1. The writer is in the restaurant. Repeat.
2. The writer is in the restaurant. Transform: who.
3. The writer is in the restaurant. Transform: where.
4. The writer is in the restaurant. Transform: not.

EXERCISE C7.8

 Transformation Drill

1. The singer is next to the stage. Repeat.
2. The singer is next to the stage. Transform: who.
3. The singer is next to the stage. Transform: where.
4. The singer is next to the stage. Transform: not.

EXERCISE C7.9

 Transformation Drill

1. The worker is in the building. Repeat.
2. The worker is in the building. Transform: who.
3. The worker is in the building. Transform: where.
4. The worker is in the building. Transform: not.

EXERCISE C7.10

 Question and Answer Drill

1. Who is he?
2. Who is she?
3. Who is in front of the woman?
4. Who is after the worker?
5. Who are they?
6. Who is behind the speaker?
7. Who is in the restaurant?
8. Who is in the building?
9. Who is next to the queen?
10. Who is across from the singer?
11. Who is he?
12. Who is she?

This textbook uses pictures/photos from the free photo sites below.

Freeing: <http://www.freeing.com/>
Public Domain Pictures: <http://www.publicdomainpictures.com/>
Pixabay: <http://www.pixabay.com/>

FreePress: <http://www.freepress.com/>
Unsplash: <https://unsplash.com/>
iStock: <http://www.istock.com/>

FreePress: <http://www.freepress.com/>
Unsplash: <https://unsplash.com/>
iStock: <http://www.istock.com/>

VOCABULARY

busy	work	have	rest	baby	brother
sister	cleaner	reader	ready	get	give

GRAMMAR FOCUS

Talking about what is happening now

Present Continuous

One use of the present continuous tense is to talk about actions and events that are happening in the present.



It is formed by adding “-ing” to the verb. For example,

work	>	working
clean	>	cleaning
study	>	studying


If the verb ends in an “e”, the “e” is removed before adding “-ing”. For example,

have	>	having
write	>	writing

If the verb ends in a “t”, this consonant is doubled before adding “-ing”. For example,

get	>	getting
let	>	letting

PRONUNCIATION FOCUS

/z/ 

1. The tongue gently touches the “bump” (alveolar ridge) behind the upper teeth.
2. Air passes through a tiny gap between the tongue and teeth.
3. /z/ is voiced.

EXERCISE C8.1



Repetition Drill

1. He is working.
2. She is having a class.
3. They are resting in the room.
4. The teacher is busy now.
5. The baby is wearing a shirt.
6. The brother is studying.
7. The sister is drawing.
8. The reader is reading.
9. The students are ready now.
10. He is getting the pen.
11. She is giving the book to the man.
12. The cleaner is cleaning.

EXERCISE C8.2



Basic Single-slot Substitution Drill

1. He is working.
2. She is working.
3. She is studying.
4. She is reading.
5. He is reading.
6. He is writing.
7. They are writing.

EXERCISE C8.P1




Pronunciation Repetition Drill

Pronounce the words.

1. trousers
2. cousin
3. exercise
4. busy
5. music
6. news
7. newspaper
8. opposite

EXERCISE C8.3

 Basic Sentence Expansion Drill

1. She is writing.
2. She is writing on the table.
3. She is writing on the red table.

EXERCISE C8.4

 Basic Sentence Expansion Drill

1. The brother is resting.
2. The brother is resting in the room.
3. The brother is resting in the room now.

EXERCISE C8.5

 Basic Sentence Expansion Drill

1. The sister is singing.
2. The sister is singing on the stage.
3. The sister is singing on the big stage.

EXERCISE C8.P2

 Consonant Pronunciation Drill

Pronounce the words.

- | | |
|-----------|-----|
| 1. work | /w/ |
| 2. rest | /r/ |
| 3. baby | /b/ |
| 4. give | /g/ |
| 5. sister | /s/ |

EXERCISE C8.6

 Transformation Drill

1. He is working in the restaurant. Repeat.
2. He is working in the restaurant. Transform: who.
3. He is working in the restaurant. Transform: where.
4. He is working in the restaurant. Transform: not.

EXERCISE C8.7

 Transformation Drill

1. He is walking across the building. Repeat.
2. He is walking across the building. Transform: who.
3. He is walking across the building. Transform: where.
4. He is walking across the building. Transform: not.

EXERCISE C8.8

 Transformation Drill

1. She is singing in the room. Repeat.
2. She is singing in the room. Transform: who.
3. She is singing in the room. Transform: where.
4. She is singing in the room. Transform: not.

EXERCISE C8.9

 Repetition Drill

1. The baby is watching TV.
2. The boy is singing.
3. The girl is walking.
4. The man is talking.
5. The cleaner is pushing the table.
6. The woman is opening the book.
7. The student is studying.
8. They are eating.
9. The worker is reading.
10. The queen is leaving.

EXERCISE C8.10

 Basic Single-slot Substitution Drill

1. She is eating.
2. He is eating.
3. He is reading.
4. He is singing.
5. She is singing.
6. They are singing.
7. They are leaving.

EXERCISE C8.P3

 Sound (phoneme) Identification Drill

Identify the sound of the underlined letter/s and put the word in the correct column.

/s/

/z/

1. cousin
2. opposite
3. stage
4. study
5. news
6. trousers
7. swim
8. school

EXERCISE C8.11

 Questions and Answer Drill

1. Is the baby watching TV?
2. Is the boy singing?
3. Is the cleaner pushing the table?
4. Is the student studying?
5. Are they eating?
6. Is she having a class?
7. Are they resting in the room?
8. Is the teacher busy now?
9. Is the baby wearing a shirt?
10. Is he working?

This textbook uses pictures/photos from the free photo sites below.

Freeing: <http://www.freeing.com/>
Public Domain Pictures: <http://www.publicdomainpictures.com/>
Pixabay: <http://www.pixabay.com/>

FreePress: <http://www.freepress.com/>
Unsplash: <https://unsplash.com/>
iStock: <http://www.istock.com/>

FreePress: <http://www.freepress.com/>
Unsplash: <https://unsplash.com/>
iStock: <http://www.istock.com/>

VOCABULARY

wife	husband	marry	couple	mother	ring
family	daughter	son	cousin	uncle	father

PRONUNCIATION FOCUS

/ɜ:/



1. The tongue is in the center of the mouth and a little low.
2. The lips are semi-rounded with the bottom lip a little more tensed than the top lip.
3. This vowel is usually long (a little longer in duration than most other vowels).

EXERCISE C9.1



Repetition Drill

1. The father is pulling the door.
2. The mother is pushing the window.
3. The family is leaving the house.
4. The couple is happy.
5. The husband is giving the ring.
6. The wife is getting the ring.
7. She is marrying him.
8. He is marrying her.
9. She is a good daughter.
10. He is a good son.
11. I have two cousins.
12. I have three uncles.

EXERCISE C9.2



Basic Single-slot Substitution Drill

1. The husband is pushing the window.
2. The wife is pushing the window.
3. The wife is pushing the door.
4. The wife is pushing the table.
5. The wife is pulling the table.
6. The daughter is pulling the table.
7. The daughter is cleaning the table.

EXERCISE C9.3

 Basic Sentence Expansion Drill

1. The wife is in the room.
2. The wife is in the big room.
3. The wife is in the big white room.

EXERCISE C9.P1

 Pronunciation Repetition Drill

Pronounce the words.

1. purse
2. work
3. return
4. learn
5. early
6. first

EXERCISE C9.4

 Basic Sentence Expansion Drill

1. The family is leaving.
2. The family is leaving the house.
3. The family is leaving the old house.

EXERCISE C9.5

 Basic Sentence Expansion Drill

1. The husband is giving the ring.
2. The husband is giving the small ring.
3. The husband is giving the small red ring..

EXERCISE C9.6

 Transformation Drill

1. The couple is in the big house. Repeat.
2. The couple is in the big house. Transform: where.
3. The couple is in the big house. Transform: who.
4. The couple is in the big house. Transform: not.

EXERCISE C9.7

 Transformation Drill

1. The mother is reading a book. Repeat.
2. The mother is reading a book. Transform: what.
3. The mother is reading a book. Transform: who.
4. The mother is reading a book. Transform: not.

EXERCISE C9.8

 Transformation Drill

1. The husband is standing on the floor. Repeat.
2. The husband is standing on the floor. Transform: who.
3. The husband is standing on the floor. Transform: where.
4. The husband is standing on the floor. Transform: not.

EXERCISE C9.P2

 Consonant Pronunciation Drill

Pronounce the words.

1. marry /m/
2. ring /r/
3. husband /h/
4. wife /w/
5. daughter /d/
6. family /f/

EXERCISE C9.9

 Basic Single-slot Substitution Drill

1. The son is walking.
2. The daughter is walking.
3. The daughter is eating.
4. The daughter is working.
5. The wife is working.
6. The wife is singing.
7. The wife is leaving.

EXERCISE C9.P3

 Sound (phoneme) Identification Drill

Identify the sound of the underlined letter/s and put the word in the correct column.

	/ɜ:/	/ə/
1. <u>a</u> bout	.	.
2. <u>a</u> long	.	.
3. <u>w</u> ork	.	.
4. <u>l</u> earn	.	.
5. <u>a</u> bove	.	.
6. <u>e</u> arly	.	.
7. <u>f</u> irst	.	.
8. <u>a</u> cross	.	.

EXERCISE C9.10

 Questions and Answer Drill

1. Is the couple happy?
2. Is the family leaving the house?
3. Is she marrying him?
4. Is she a good daughter?
5. Is the mother pushing the window?

This textbook uses pictures/photos from the free photo sites below.

Freeing: <http://www.freeing.com/>
 Public Domain Pictures: <http://www.publicdomainpictures.com/>
 Pixabay: <http://www.pixabay.com/>
 Flickr: <http://www.flickr.com/photos/>

FreePress: <http://www.freepress.com/>
 Pixabay: <http://www.pixabay.com/>
 Pixabay: <http://www.pixabay.com/>
 Pixabay: <http://www.pixabay.com/>

FreePress: <http://www.freepress.com/>
 Pixabay: <http://www.pixabay.com/>
 Pixabay: <http://www.pixabay.com/>
 Pixabay: <http://www.pixabay.com/>

EXERCISE C REV3.1



Reading Exercise

1. Who is he?
2. Who is she?
3. Who are they?
4. Who is behind the woman?
5. Who is across from the queen?
6. Who is next to the singer?
7. Who is behind the doctor?
8. Who is in front of the writer?
9. Who is after the worker?
10. Who is behind the speaker?
11. Who is next to the girl?
12. Who is after the boy?
13. Who is that man?

EXERCISE C REV3.2



Reading Exercise

1. He is working.
2. She is having a class.
3. They are resting in the room.
4. The teacher is busy now.
5. The baby is wearing a shirt.
6. The brother is studying.
7. The sister is drawing.
8. The reader is reading.
9. The students are ready now.
10. He is getting the pen.
11. She is giving the book to the man.
12. The cleaner is cleaning.

EXERCISE C REV3.3



Reading Exercise

1. The husband is pushing the window.
2. The wife is pushing the window.
3. The wife is pushing the door.
4. The wife is pushing the table.
5. The wife is pulling the table.
6. The daughter is pulling the table.
7. The daughter is cleaning the table.

EXERCISE C REV3.4

 Repetition Drill

1. The father is pulling the door.
2. The mother is pushing the window.
3. The family is leaving the house.
4. The couple is happy.
5. The husband is giving the ring.
6. The wife is getting the ring.
7. She is marrying him.
8. He is marrying her.
9. She is a good daughter.
10. He is a good son.
11. I have two cousins.
12. I have three uncles

EXERCISE C REV3.5

 Pronunciation Repetition Drill

Pronounce the words.

1. trousers
2. cousin
3. exercise
4. busy
5. music
6. news
7. newspaper
8. opposite

EXERCISE C REV3.6

 Pronunciation Repetition Drill

Pronounce the words.

1. purse
2. work
3. return
4. learn
5. early
6. frst

EXERCISE C REV3.7



Question and Answer Drill

1. Who is he?
2. Who is she?
3. Who is in front of the woman?
4. Who is after the worker?
5. Who are they?
6. Is the couple happy?
7. Is the family leaving the house?
8. Is she marrying him?
9. Is she a good daughter?
10. Is the mother pushing the window?

EXERCISE C REV3.8



Basic Sentence Expansion Drill

1. She is writing.
2. She is writing on the table.
3. She is writing on the red table.

EXERCISE C REV3.9



Sound (phoneme) Identification Drill

Identify the sound of the underlined letter/s and put the word in the correct column.

/ɜ:/

/ə/

- | | | |
|-------------------|---|---|
| 1. <u>a</u> bout | . | . |
| 2. <u>a</u> long | . | . |
| 3. <u>w</u> ork | . | . |
| 4. <u>l</u> earn | . | . |
| 5. <u>a</u> bove | . | . |
| 6. <u>e</u> arly | . | . |
| 7. <u>f</u> irst | . | . |
| 8. <u>a</u> cross | . | . |

EXERCISE C REV3.10



Transformation Drill

1. The singer is next to the stage. Repeat.
2. The singer is next to the stage. Transform: who.
Who is next to the stage?
3. The singer is next to the stage. Transform: where.
Where is the singer?
4. The singer is next to the stage. Transform: not.
The singer isn't next to the stage.

EXERCISE C REV3.11



Sound (phoneme) Identification Drill

Identify the sound of the underlined letter/s and put the word in the correct column.

	/s/	/z/
1. cou <u>s</u> in		.
2. oppo <u>s</u> ite		.
3. <u>s</u> tage	.	
4. <u>s</u> tudy	.	
5. new <u>s</u>		.
6. trou <u>s</u> ers		.
7. <u>s</u> wim	.	
8. <u>s</u> chool	.	

EXERCISE C REV3.12



Transformation Drill

1. The mother is reading a book. Repeat.
2. The mother is reading a book. Transform: what.
What is the mother reading?
3. The mother is reading a book. Transform: who.
Who is reading a book?
4. The mother is reading a book. Transform: not.
The mother is not reading a book.

EXERCISE C REV3.13

 Consonant Pronunciation Drill

Pronounce the words.

- | | |
|-----------|-----|
| 1. work | /w/ |
| 2. rest | /r/ |
| 3. baby | /b/ |
| 4. give | /g/ |
| 5. sister | /s/ |

EXERCISE C REV3.14

 Consonant Pronunciation Drill

Pronounce the words.

- | | |
|-------------|-----|
| 1. marry | /m/ |
| 2. ring | /r/ |
| 3. husband | /h/ |
| 4. wife | /w/ |
| 5. daughter | /d/ |
| 6. family | /f/ |

EXERCISE C REV3.15

 Writing Exercise

1. The good writer likes this big house.
2. Where is the writer?
3. The brother is resting in the room now.
4. Who is walking across the building?
5. The husband is giving the small red ring.
6. The family is leaving the old house.

This textbook uses pictures/photos from the free photo sites below.

Freeing: <http://www.freeing.com/>
 Public Domain Pictures: <http://www.publicdomainpictures.com/>
 Pixabay: <http://pixabay.com/>

FreePress: <http://www.freepress.com/>
 Pixabay: <http://pixabay.com/>
 FreePress: <http://www.freepress.com/>

FreePress: <http://www.freepress.com/>
 Pixabay: <http://pixabay.com/>
 FreePress: <http://www.freepress.com/>

GRAMMAR FOCUS

*Asking about things***What questions**

We use the word 'what' to ask questions about things. 'What' usually starts the sentence, followed by the verb, and then the other words of the sentence.

'What' can also be used with a noun to ask about things. For example, 'what + color' asks about the color of things.

EXERCISE C10.1



Repetition Drill

1. What is this?
2. What is that?
3. What are these?
4. What are those?
5. What is next to the university?
6. What is across the market?
7. What is the man doing?
8. What is the woman reading?
9. What is she eating?
10. What are they doing?
11. What is above the wall?
12. What is on the table?
13. What are they watching?
14. What color is that?
15. What color is this?

EXERCISE C10.2



Basic Single-slot Substitution Drill

1. What color is this?
2. What color is that?
3. What color are those?
4. What color are these?

EXERCISE C10.3

 Basic Single-slot Substitution Drill

1. What is this?
2. What is that?
3. What are those?
4. What are these?

EXERCISE C10.4

 Basic Sentence Expansion Drill

1. What color is this?
2. What color is this picture?
3. What color is this cute picture?

EXERCISE C10.5

 Basic Sentence Expansion Drill

1. What is that?
2. What is that on the wall?
3. What is that on the white wall?

EXERCISE C10.6

 Basic Sentence Expansion Drill

1. What is she doing?
2. What is she doing in the room?
3. What is she doing in the room now?

EXERCISE C10.7

 Transformation Drill

1. She is reading a book in the room. Repeat.
2. She is reading a book in the room. Transform: what.
3. She is reading a book in the room. Transform: where.
4. She is reading a book in the room. Transform: who.

EXERCISE C10.8



Transformation Drill

1. He eats two eggs in the morning. Repeat.
2. He eats two eggs in the morning. Transform: what.
3. He eats two eggs in the morning. Transform: when.
4. He eats two eggs in the morning. Transform: who.

EXERCISE C10.9



Transformation Drill

1. They are watching TV in the room. Repeat.
2. They are watching TV in the room. Transform: what.
3. They are watching TV in the room. Transform: where.
4. They are watching TV in the room. Transform: who.
5. They are watching TV in the room. Transform: not.

EXERCISE C10.10



Question and Answer Drill

1. What is this?
2. What is that?
3. What is next to the university?
4. What is across the market?
5. What is the man doing?
6. What is she eating?
7. What are they doing?
8. What is on the table?
9. What color is that?
10. What color is this?

This textbook uses pictures/photos from the free photo sites below.

Freeing: <http://img.freeing.com/>
Public Domain Pictures: <http://www.publicdomainpictures.com/>
Pixabay: <http://www.pixabay.com/>
Flickr: <http://www.flickr.com/>

FreePress: <http://www.freepress.com/>
Unsplash: <https://unsplash.com/>
iStock: <http://www.istock.com/>
iStock: <http://www.istock.com/>

Shutterstock: <http://www.shutterstock.com/>
Image Credits: <http://www.imagecredits.com/>
iStock: <http://www.istock.com/>

VOCABULARY

strong	tall	unhappy	rich	slow	mom (mommy)
member	poor	people	place	person	dad (daddy)

EXERCISE C11.1



Repetition Drill

1. He has a rich daddy.
2. He is strong.
3. She has a tall mommy.
4. She is poor.
5. He is slow.
6. She is a new member here.
7. The people are unhappy.
8. That person is happy.
9. This place is clean.
10. He is tall.
11. I am strong.
12. They are poor.

EXERCISE C11.2



Basic Single-slot Substitution Drill

1. Where is mom?
2. Where is dad?
3. Where is he?
4. Where is she?
5. Where are they?

EXERCISE C11.3



Basic Single-slot Substitution Drill

1. She is happy.
2. She is tall.
3. She is strong.
4. She is unhappy.
5. He is unhappy.
6. He is poor.

EXERCISE C11.4

 Basic Sentence Expansion Drill

1. They are happy people.
2. They are happy and strong people.
3. They are happy, strong and poor people.

EXERCISE C11.5

 Basic Sentence Expansion Drill

1. Dad is writing.
2. Dad is writing and eating.
3. Dad is writing and eating in the room.

EXERCISE C11.6

 Basic Sentence Expansion Drill

1. This is a good place.
2. This is a good and clean place.
3. This is a good, clean and big place.

EXERCISE C11.7

 Transformation Drill

1. The strong man is walking. Repeat.
2. The strong man is walking. Transform: who.
3. The strong man is walking. Transform: what.
4. The strong man is walking. Transform: not.

EXERCISE C11.8

 Transformation Drill

1. The poor people are in the house. Repeat.
2. The poor people are in the house. Transform: who.
3. The poor people are in the house. Transform: where.
4. The poor people are in the house. Transform: not.

EXERCISE C11.9

 Transformation Drill

1. Mom is cleaning the table. Repeat.
2. Mom is cleaning the table. Transform: who.
3. Mom is cleaning the table. Transform: what.
4. Mom is cleaning the table. Transform: not.

EXERCISE C11.10

 Questions and Answer Drill

1. Does he have a rich daddy?
2. Is he strong?
3. Is she poor?
4. Is she a new member?
5. Is this place clean?
6. Is that person happy?
7. Are the people unhappy?
8. Are they poor?
9. Does she have a tall mommy?
10. Is he slow?

This textbook uses pictures/photos from the free photo sites below.

Freeing: <http://www.freeing.com/>
Public Domain Pictures: <http://www.publicdomainpictures.com/>
Pixabay: <http://www.pixabay.com/>

FreePress: <http://www.freepress.com/>
Unsplash: <https://unsplash.com/>
iStock: <http://www.istock.com/>

Shutterstock: <http://www.shutterstock.com/>
iStock: <http://www.istock.com/>
iStock: <http://www.istock.com/>

VOCABULARY

police	policeman	talk	tell	had	repeat
past (n)	past (adj)	sell	open	yesterday	speak

GRAMMAR FOCUS

Talking about past events 1

Past Tense

We use this tense of the verb to talk about the past or an action that started and finished at a specific time in the past.



We form the past tense of regular verbs by putting the letters “ed” at the end. For example, “walk – walked, call – called, join – joined” etc. We say “I call my friend on the phone every day; I called my friend on the phone yesterday”.

Present Tense (Regular Verbs)

open
wash
rest
talk
consider
touch

Past Tense

opened
washed
rested
talked
considered
touched

For irregular verbs, we do not add “ed” to form the past tense. Instead, we change the word. For example, “drink – drank , write – wrote , swim – swam” etc. We say “I drink a bottle of milk every day; I drank a bottle of milk yesterday”. Sometimes the past tense of irregular verbs do not change. For example, “cut – cut , put – put” , etc.

Present Tense (Irregular Verbs)

go
run
find
give
ride
tell

Past Tense

went
ran
found
gave
rode
told

EXERCISE C12.1



Repetition Drill

1. The house was good in the past.
2. She had a bad week.
3. The police walked in this area.
4. We talked in the room.
5. Dad sold the house.
6. We opened the box.
7. He drove the bus yesterday.
8. He spoke English.
9. We learned the past tense this morning.
10. The policeman wore a uniform.
11. He repeated the word “write”.
12. He told the man.
13. They opened the door.
14. She sold this pen.
15. The woman repeated the song.

EXERCISE C12.2



Basic Single-slot Substitution Drill

1. Dad sold the house.
2. Mom sold the house.
3. Mom sold the table.
4. She sold the table.
5. She sold the chair.
6. She sold the door.
7. She opened the door.

EXERCISE C12.3



Basic Sentence Expansion Drill

1. He drove the bus.
2. He drove the white bus.
3. He drove the white bus yesterday.

EXERCISE C12.4

 Basic Sentence Expansion Drill

1. She opened the box.
2. She opened the big box.
3. She opened the big box this morning.

EXERCISE C12.5

 Basic Sentence Expansion Drill

1. She sold the car.
2. She sold the red car.
3. She sold the red car yesterday.

EXERCISE C12.6

 Transformation Drill

1. He wrote a letter yesterday. Repeat.
2. He wrote a letter yesterday. Transform: what.
3. He wrote a letter yesterday. Transform: who.
4. He wrote a letter yesterday. Transform: when.

EXERCISE C12.7

 Transformation Drill

1. She opened the box this morning. Repeat.
2. She opened the box this morning. Transform: what.
3. She opened the box this morning. Transform: who.
4. She opened the box this morning. Transform: when.

EXERCISE C12.8

 Transformation Drill

1. They sold the house last week. Repeat.
2. They sold the house last week. Transform: what.
3. They sold the house last week. Transform: who.
4. They sold the house last week. Transform: when.

EXERCISE C12.9



Repetition Drill

1. The policeman got the car.
2. The girl sold this picture.
3. I wrote a letter yesterday.
4. We opened the room.
5. The boy repeated the lesson.
6. We talked this morning.
7. They had breakfast.
8. We had lunch.
9. I opened the window.
10. She called the police.

EXERCISE C12.10



Open Questions Exercise

1. Who had a bad week?
2. Who walked in this area?
3. Who talked in the room?
4. Who sold the house?
5. Who opened the box?
6. Who repeated the song?
7. Who sold this picture?
8. Who wrote a letter yesterday?
9. Who called the police?.
10. Who had breakfast?

This textbook uses pictures/photos from the free photo sites below.

Freeing: <http://www.freeing.com/>
Public Domain Pictures: <http://www.publicdomainpictures.com/>
Pixabay: <http://www.pixabay.com/>

FreePress: <http://www.freepress.com/>
Unsplash: <https://unsplash.com/>
iStock: <http://www.istock.com/>
iStock: <http://www.istock.com/>

FreePress: <http://www.freepress.com/>
Unsplash: <https://unsplash.com/>
iStock: <http://www.istock.com/>
iStock: <http://www.istock.com/>

VOCABULARY

call	work	company	customer	job
cost (n)	cost (v)	manager	dollar	price

PRONUNCIATION FOCUS

/dʒ/



1. The tongue touches the “bump” (alveolar ridge) behind the upper teeth and closes the air passage.
2. The tongue is then dragged backwards slightly and downwards slightly to create a small gap.
3. Air passes through the tiny gap created.
4. /dʒ/ is voiced.

EXERCISE C13.1



Repetition Drill

1. He made a call yesterday.
2. She has a difficult job.
3. This is a big company.
4. The customer is wearing a blue shirt.
5. This work is hard.
6. The price of the book is five dollars.
7. The cost of the pen is two dollars.
8. This pen costs two dollars.
9. He is the manager of this company.
10. She has ten dollars.

EXERCISE C13.P1



Pronunciation Repetition Drill

Pronounce the words.

1. vegetable
2. message
3. refrigerator
4. job
5. large
6. village
7. subject

EXERCISE C13.2

 Basic Single-slot Substitution Drill

1. She has ten dollars.
2. She has five dollars.
3. He has five dollars.
4. He has fifty dollars.
5. He has one dollar.
6. They have one dollar.

EXERCISE C13.3

 Basic Single-slot Substitution Drill

1. She has a difficult job.
2. She has a difficult work.
3. She has a great work.
4. She has a great job.
5. He has a great job.
6. They have a great job.

EXERCISE C13.4

 Basic Sentence Expansion Drill

1. The customer is wearing a shirt.
2. The customer is wearing a blue shirt.
3. The customer is wearing a blue and white shirt.

EXERCISE C13.5

 Basic Sentence Expansion Drill

1. She has ten dollars.
2. She has ten dollars in the bag.
3. She has ten dollars in the small bag.

EXERCISE C13.6

 Basic Sentence Expansion Drill

1. He is the manager.
2. He is the manager of this company.
3. He is the manager of this big company.

EXERCISE C13.7

 Transformation Drill

1. She made a call yesterday. Repeat.
2. She made a call yesterday. Transform: who.
3. She made a call yesterday. Transform: when.
4. She made a call yesterday. Transform: what.

EXERCISE C13.8

 Transformation Drill

1. The customer is wearing a blue shirt. Repeat.
2. The customer is wearing a blue shirt. Transform: who.
3. The customer is wearing a blue shirt. Transform: what.
4. The customer is wearing a blue shirt. Transform: not.

EXERCISE C13.P2

 Sound (phoneme) Identification Drill

Identify the sound of the underlined letter/s and put the word in the correct column.

/dʒ/ /z/


1. cousin
2. busy
3. large
4. vegetable
5. job
6. opposite
7. music
8. subject
9. message
10. exercise

EXERCISE C13.9

 Transformation Drill

1. The manager works in the company. Repeat.
2. The manager works in the company. Transform: who.
3. The manager works in the company. Transform: where.
4. The manager works in the company. Transform: not.

EXERCISE C13.10

 Questions and Answer Drill

1. Who made a call yesterday?
2. Who has a difficult job?
3. Is this a big company?
4. What is the customer wearing?
5. Is this work hard?
6. What is the price of the book?
7. Is he the manager of this company?
8. Does she have ten dollars?
9. Does this pen cost two dollars?
10. What is the cost of the pen?

This textbook uses pictures/photos from the free photo sites below.

Freeing: <http://www.freeing.com/>
Public Domain Pictures: <http://www.publicdomainpictures.com/>
Pixabay: <http://www.pixabay.com/>

FreePress: <http://www.freepress.com/>
Unsplash: <https://unsplash.com/>
iStock: <http://www.istock.com/>
iStock: <http://www.istock.com/>

Shutterstock: <http://www.shutterstock.com/>
Image Credits: <http://www.imagecredits.com/>
iStock: <http://www.istock.com/>

EXERCISE C REV4.1



Reading Exercise

1. What is this?
2. What is that?
3. What are these?
4. What are those?
5. What is next to the university?
6. What is across the market?
7. What is the man doing?
8. What is the woman reading?
9. What is she eating?
10. What are they doing?
11. What is above the wall?
12. What is on the table?
13. What are they watching?
14. What color is that?
15. What color is this?

EXERCISE C REV4.2



Reading Exercise

1. He has a rich daddy.
2. He is strong.
3. She has a tall mommy.
4. She is poor.
5. He is slow.
6. She is a new member here.
7. The people are unhappy.
8. That person is happy.
9. This place is clean.
10. He is tall.
11. I am strong.
12. They are poor.

EXERCISE C REV4.3



Reading Exercise

1. The house was good in the past.
2. She had a bad week.
3. The police walked in this area.
4. We talked in the room.
5. Dad sold the house.
6. We opened the box.

7. He drove the bus yesterday.
8. He spoke English.
9. We learned the past tense this morning.
10. The policeman wore a uniform.
11. He repeated the word “write”.
12. He told the man.
13. They opened the door.
14. She sold this pen.
15. The woman repeated the song.

EXERCISE C REV4.4 Repetition Drill

1. He made a call yesterday.
2. She has a difficult job.
3. This is a big company.
4. The customer is wearing a blue shirt.
5. This work is hard.
6. The price of the book is five dollars.
7. The cost of the pen is two dollars.
8. This pen costs two dollars.
9. He is the manager of this company.
10. She has ten dollars.

EXERCISE C REV4.5 Pronunciation Repetition Drill

Pronounce the words.

1. vegetable
2. message
3. refrigerator
4. job
5. large
6. village
7. subject

EXERCISE C REV4.6 Basic Single-slot Substitution Drill

1. What color is this?
2. What color is that?
3. What color are those?
4. What color are these?

EXERCISE C REV4.7

 Basic Single-slot Substitution Drill

1. Dad sold the house.
2. Mom sold the house.
3. Mom sold the table.
4. She sold the table.
5. She sold the chair.
6. She sold the door.
7. She opened the door.

EXERCISE C REV4.8

 Basic Single-slot Substitution Drill

1. She has ten dollars.
2. She has five dollars.
3. He has five dollars.
4. He has fifty dollars.
5. He has one dollar.
6. They have one dollar.

EXERCISE C REV4.9

 Basic Sentence Expansion Drill

1. The customer is wearing a shirt.
2. The customer is wearing a blue shirt.
3. The customer is wearing a blue and white shirt.

EXERCISE C REV4.10

 Sound (phoneme) Identification Drill

Identify the sound of the underlined letter/s and put the word in the correct column.

	/ /	/z/
1. cou <u>s</u> in	.	.
2. bu <u>s</u> y	.	.
3. lar <u>g</u> e	.	.
4. vege <u>t</u> able	.	.
5. jo <u>b</u>	.	.
6. oppo <u>s</u> ite	.	.
7. mu <u>s</u> ic	.	.
8. sub <u>j</u> ect	.	.
9. me <u>s</u> sage	.	.
10. ex <u>er</u> cise	.	.

EXERCISE C REV4.11

 Transformation Drill

1. He eats two eggs in the morning. Repeat.
2. He eats two eggs in the morning. Transform: what.
What does he eat in the morning?
3. He eats two eggs in the morning. Transform: when.
When does he eat two eggs?
4. He eats two eggs in the morning. Transform: who.
Who eats two eggs in the morning?

EXERCISE C REV4.12

 Transformation Drill

1. He wrote a letter yesterday. Repeat.
2. He wrote a letter yesterday. Transform: what.
What did he write yesterday?
3. He wrote a letter yesterday. Transform: who.
Who wrote a letter yesterday?
4. He wrote a letter yesterday. Transform: when.
When did he write a letter?

EXERCISE C REV4.13

 Transformation Drill

1. The manager works in the company. Repeat.
2. The manager works in the company. Transform: who.
Who works in the company?
3. The manager works in the company. Transform: where.
Where does the manager work?
4. The manager works in the company. Transform: not.
The manager does not work in the company.

EXERCISE C REV4.14

 Question and Answer Drill

1. Who had a bad week?
She had a bad week?

2. Who walked in this area?
The police walked in this area.
3. Who talked in the room?
We talked in the room..
4. What is this?
It is a pen.
5. What is that?
That is a book.
6. What is next to the university?
The blue restaurant is next to the university.
7. Are the people unhappy?
Yes, the people are unhappy.
8. Are they poor?
Yes, they are poor.
9. Does she have a tall mommy?
Yes, she has a tall mommy.
10. Is he slow?
Yes, he is slow.

EXERCISE C REV4.15



Writing Exercise

1. What does he eat in the morning?
2. Dad is writing and eating in the room.
3. She opened the big box this morning.
4. She has ten dollars.
5. He is the manager of this company.
6. The price of the book is five dollars.

This textbook uses pictures/photos from the free photo sites below.

Freeing: <http://www.freeing.com/>
Public Domain Pictures: <http://www.publicdomainpictures.com/>
Pixabay: <http://www.pixabay.com/>
Flickr: <http://www.flickr.com/>

FreePress: <http://www.freepress.com/>
Unsplash: <https://unsplash.com/>
iStock: <http://www.istock.com/>
iStock: <http://www.istock.com/>

Shutterstock: <http://www.shutterstock.com/>
Image Credits: <http://www.imagecredits.com/>
iStock: <http://www.istock.com/>